

NOTE: 787-9 DATA PRELIMINARY

3.0 AIRPLANE PERFORMANCE

3.1 General Information

3.2 Payload/Range

3.3 FAA/EASA Takeoff Runway Length Requirements

3.4 FAA/EASA Landing Runway Length Requirements

NOTE: 787-9 DATA PRELIMINARY

3.0 AIRPLANE PERFORMANCE

3.1 General Information

The graphs in Section 3.2 provide information on payload-range capability of the 787 airplane. To use these graphs, if the trip range and zero fuel weight (OEW + payload) are known, the approximate takeoff weight can be found, limited by maximum zero fuel weight, maximum design takeoff weight, or fuel capacity.

The graphs in Section 3.3 provide information on FAA/EASA takeoff runway length requirements with typical engines at different pressure altitudes. Maximum takeoff weights shown on the graphs are the heaviest for the particular airplane models with the corresponding engines. Standard day temperatures for pressure altitudes shown on the FAA/EASA takeoff graphs are given below:

| PRESSURE ALTITUDE | | STANDARD DAY TEMP | |
|-------------------|--------|-------------------|-------|
| FEET | METERS | °F | °C |
| 0 | 0 | 59.0 | 15.0 |
| 2,000 | 610 | 51.9 | 11.0 |
| 4,000 | 1,219 | 44.7 | 7.1 |
| 6,000 | 1,829 | 37.6 | 3.1 |
| 8,000 | 2,438 | 30.5 | -0.8 |
| 10,000 | 3,048 | 23.3 | -4.8 |
| 12,000 | 3,658 | 16.2 | -8.8 |
| 14,000 | 4,267 | 9.1 | -12.7 |

The graphs in Section 3.4 provide information on landing runway length requirements for different airplane weights and airport altitudes. The maximum landing weights shown are the heaviest for the particular airplane model.

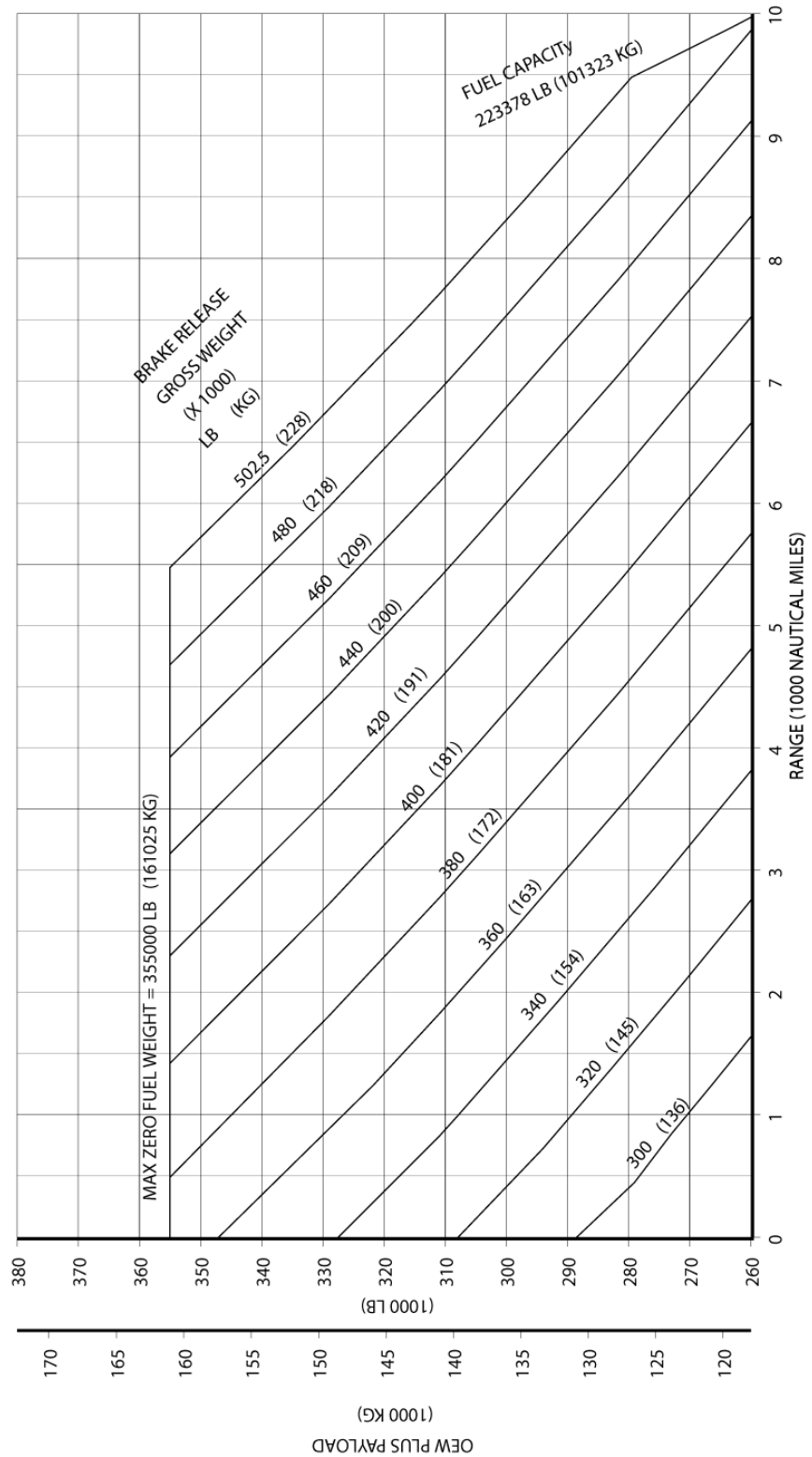
NOTE: 787-9 DATA PRELIMINARY

Payload/Range
787-8

STANDARD DAY, ZERO WIND
MACH 0.85 CRUISE
STEP CLIMB AT 2000 FT INCREMENTS
NORMAL POWER EXTRACTION AND AIR CONDITIONING BLEED
TYPICAL MISSION RULES

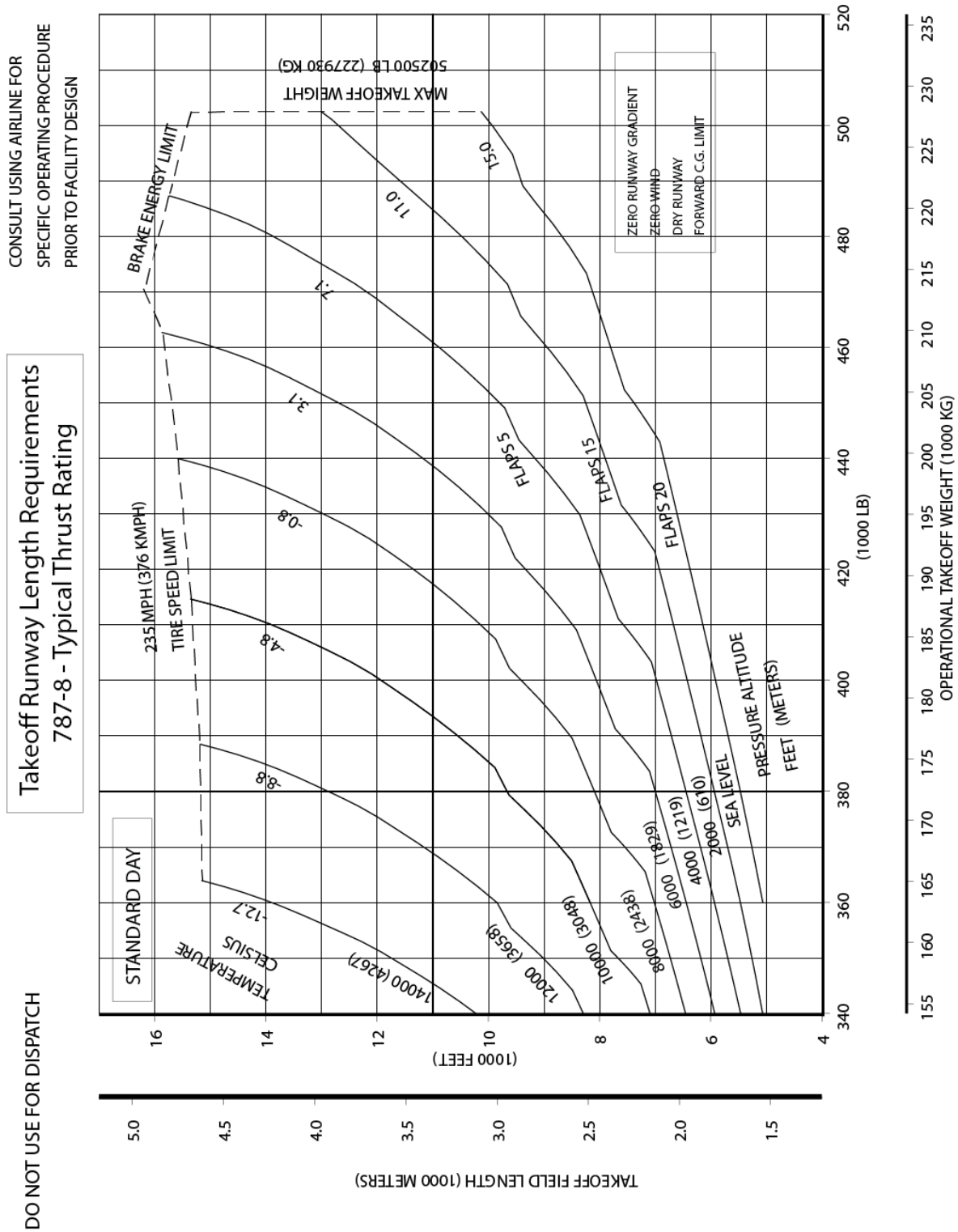
DO NOT USE FOR DISPATCH

CONSULT USING AIRLINE FOR SPECIFIC OPERATING
PROCEDURE AND OEW PRIOR TO FACILITY DESIGN



3.2.1 PAYLOAD/RANGE FOR LONG-RANGE CRUISE MODEL 787-8 (TYPICAL ENGINES)

NOTE: 787-9 DATA PRELIMINARY



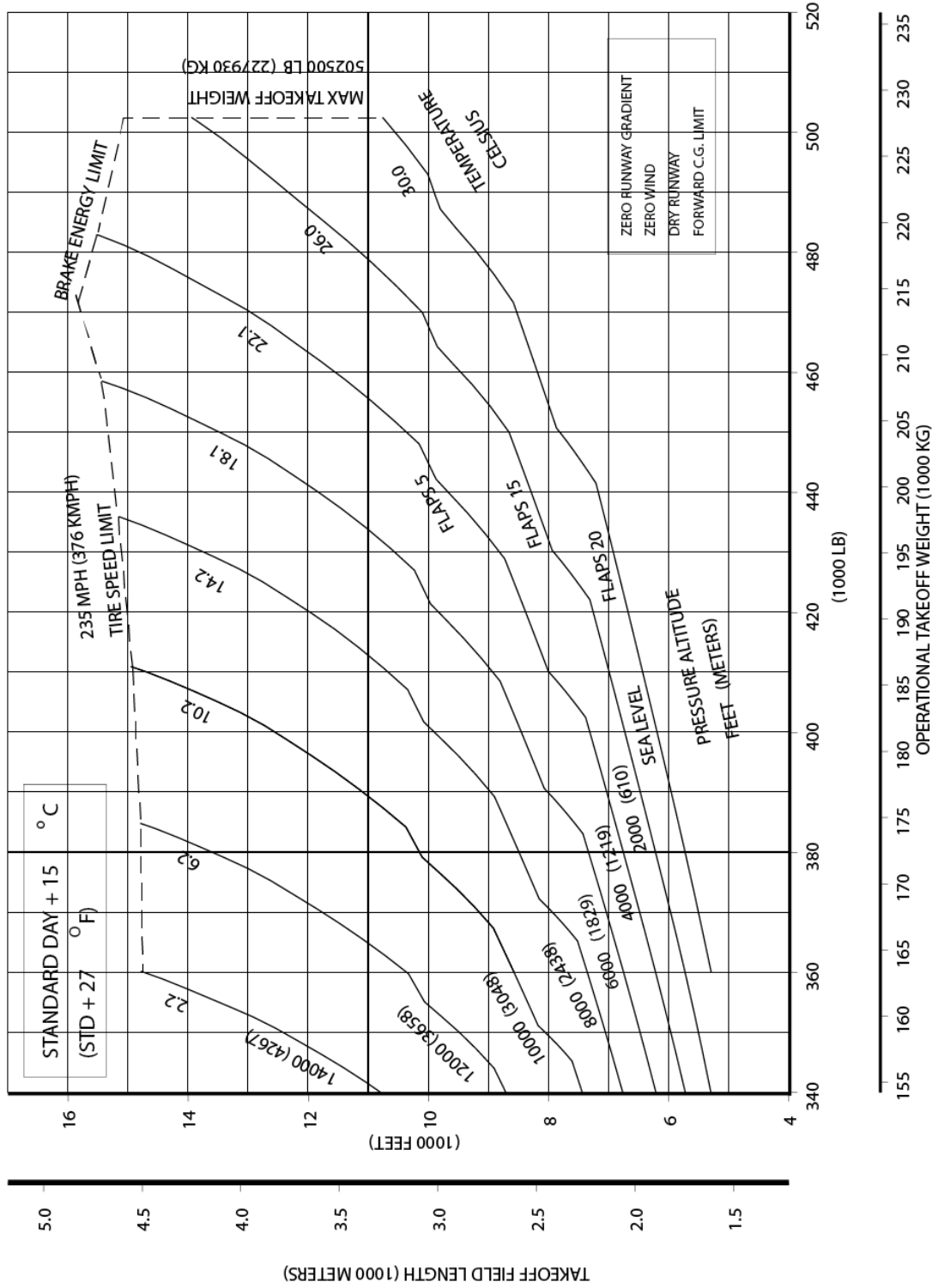
3.3.1 FAA/EASA TAKEOFF RUNWAY LENGTH REQUIREMENTS STANDARD DAY, DRY RUNWAY MODEL 787-8 (TYPICAL ENGINES)

NOTE: 787-9 DATA PRELIMINARY

CONSULT USING AIRLINE FOR
SPECIFIC OPERATING PROCEDURE
PRIOR TO FACILITY DESIGN

Takeoff Runway Length Requirements 787-8 - Typical Thrust Rating

DO NOT USE FOR DISPATCH



3.3.2 FAA/EASA TAKEOFF RUNWAY LENGTH REQUIREMENTS STANDARD DAY + 27°F (STD + 15°C), DRY RUNWAY MODEL 787-8 (TYPICAL ENGINES)

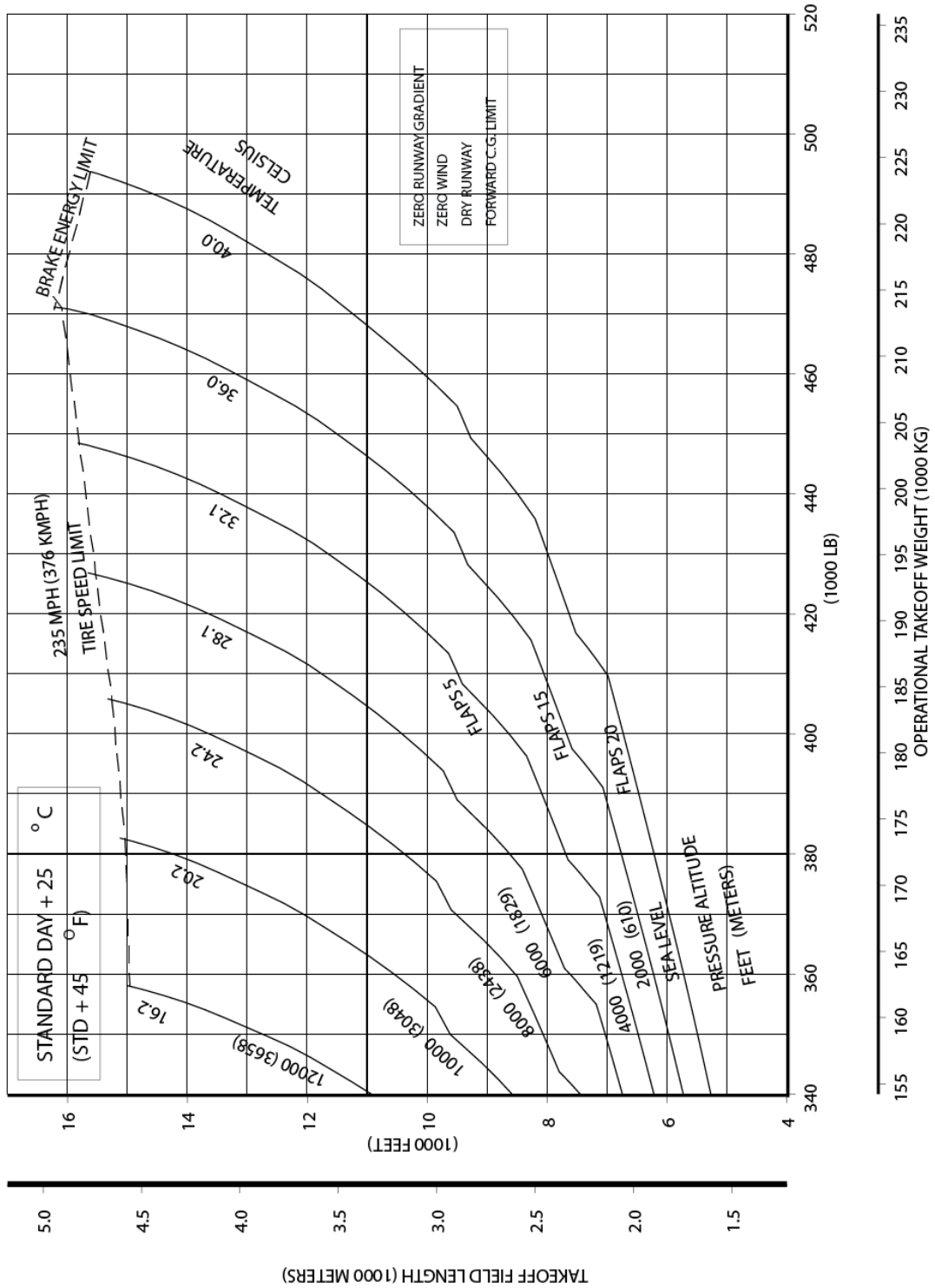
D6-58333

NOTE: 787-9 DATA PRELIMINARY

CONSULT USING AIRLINE FOR
SPECIFIC OPERATING PROCEDURE
PRIOR TO FACILITY DESIGN

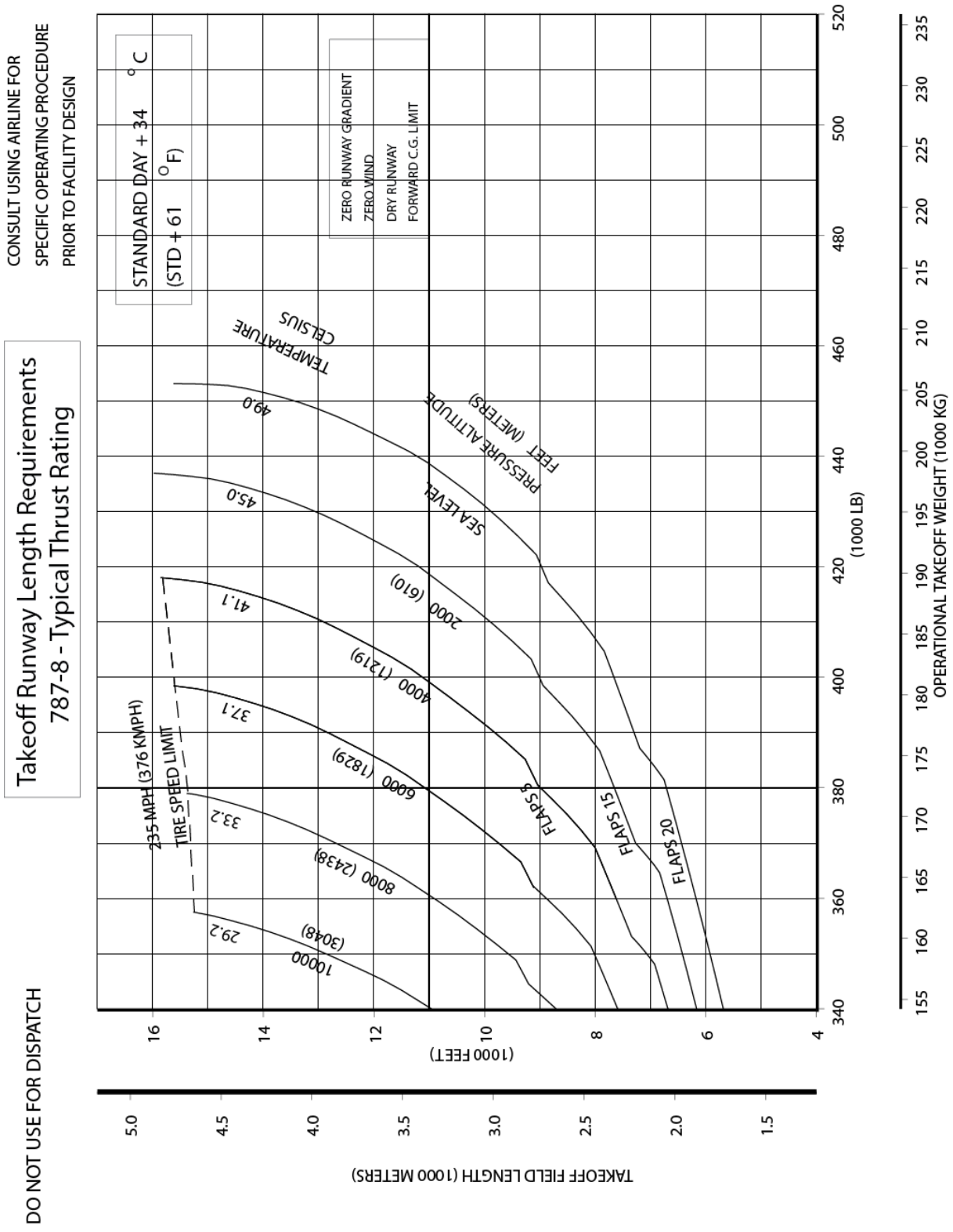
Takeoff Runway Length Requirements 787-8 - Typical Thrust Rating

DO NOT USE FOR DISPATCH



3.3.3 FAA/EASA TAKEOFF RUNWAY LENGTH REQUIREMENTS STANDARD DAY + 45°F (STD + 25°C), DRY RUNWAY MODEL 787-8 (TYPICAL ENGINES)

NOTE: 787-9 DATA PRELIMINARY



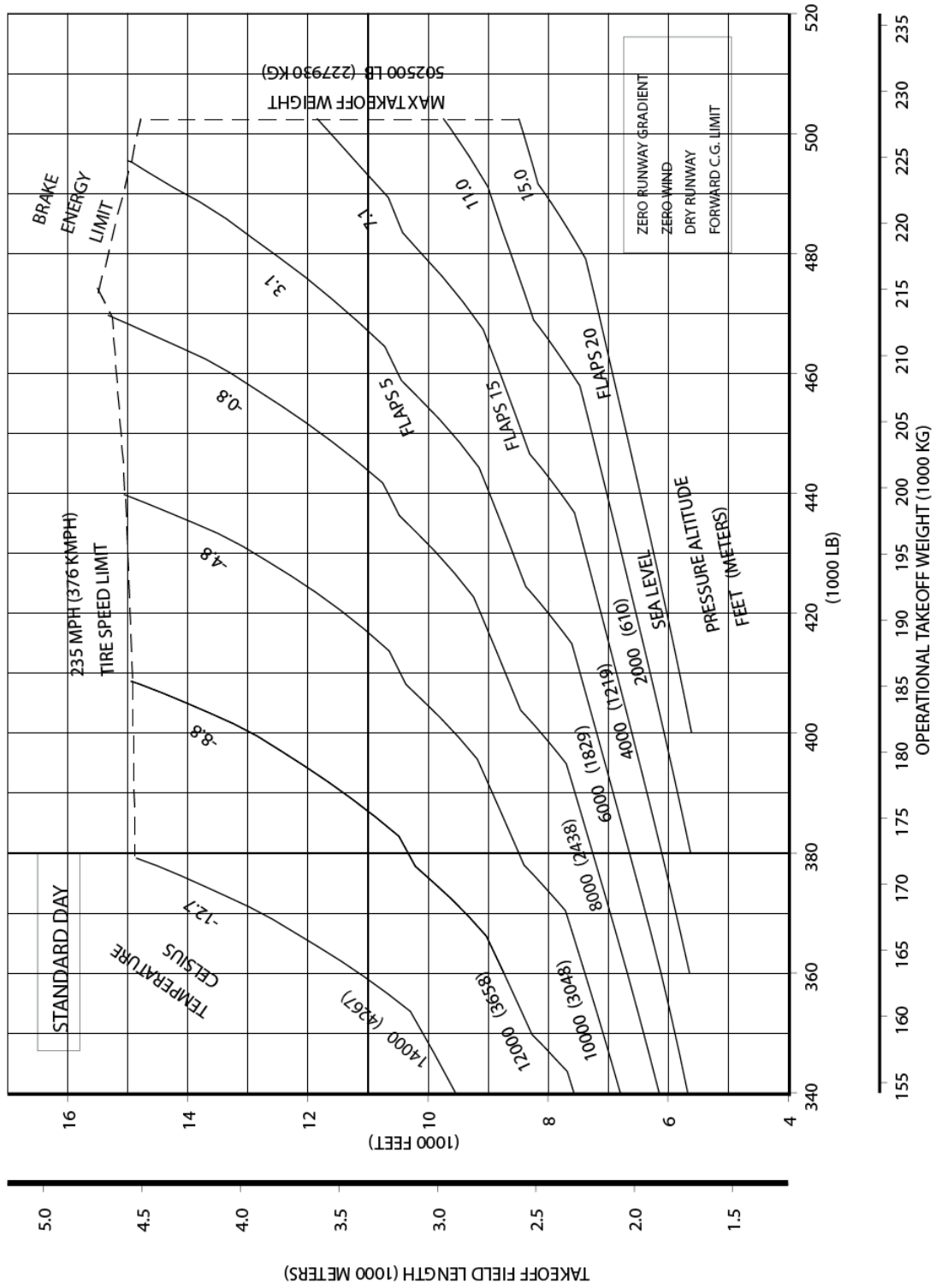
3.3.4 FAA/EASA TAKEOFF RUNWAY LENGTH REQUIREMENTS STANDARD DAY + 61°F (STD + 34°C), DRY RUNWAY MODEL 787-8 (TYPICAL ENGINES)

NOTE: 787-9 DATA PRELIMINARY

CONSULT USING AIRLINE FOR
SPECIFIC OPERATING PROCEDURE
PRIOR TO FACILITY DESIGN

Takeoff Runway Length Requirements 787-8 - High Thrust Rating

DO NOT USE FOR DISPATCH



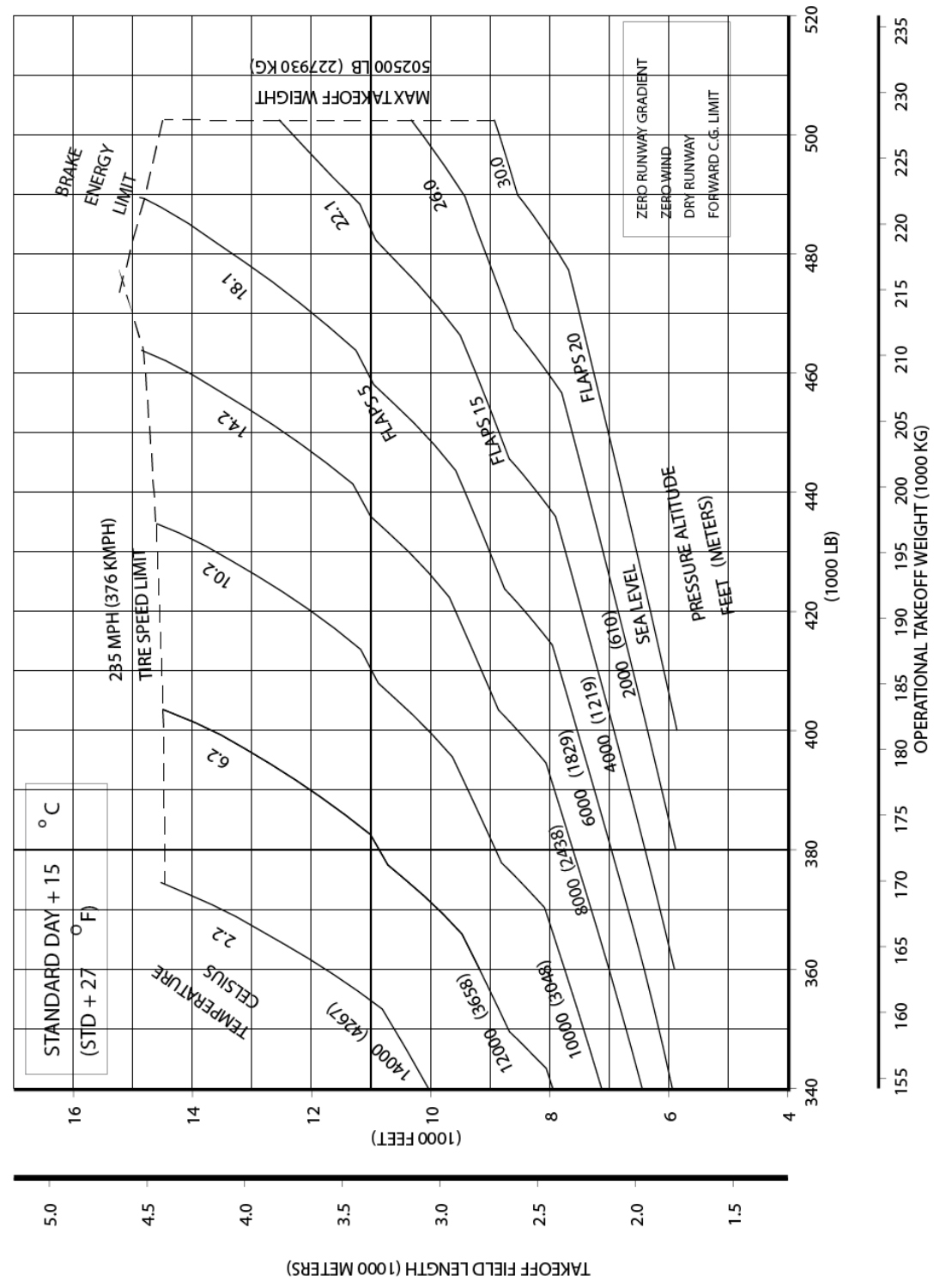
3.3.5 FAA/EASA TAKEOFF RUNWAY LENGTH REQUIREMENTS STANDARD DAY, DRY RUNWAY MODEL 787-8 (HI-THRUST ENGINES)

NOTE: 787-9 DATA PRELIMINARY

CONSULT USING AIRLINE FOR
SPECIFIC OPERATING PROCEDURE
PRIOR TO FACILITY DESIGN

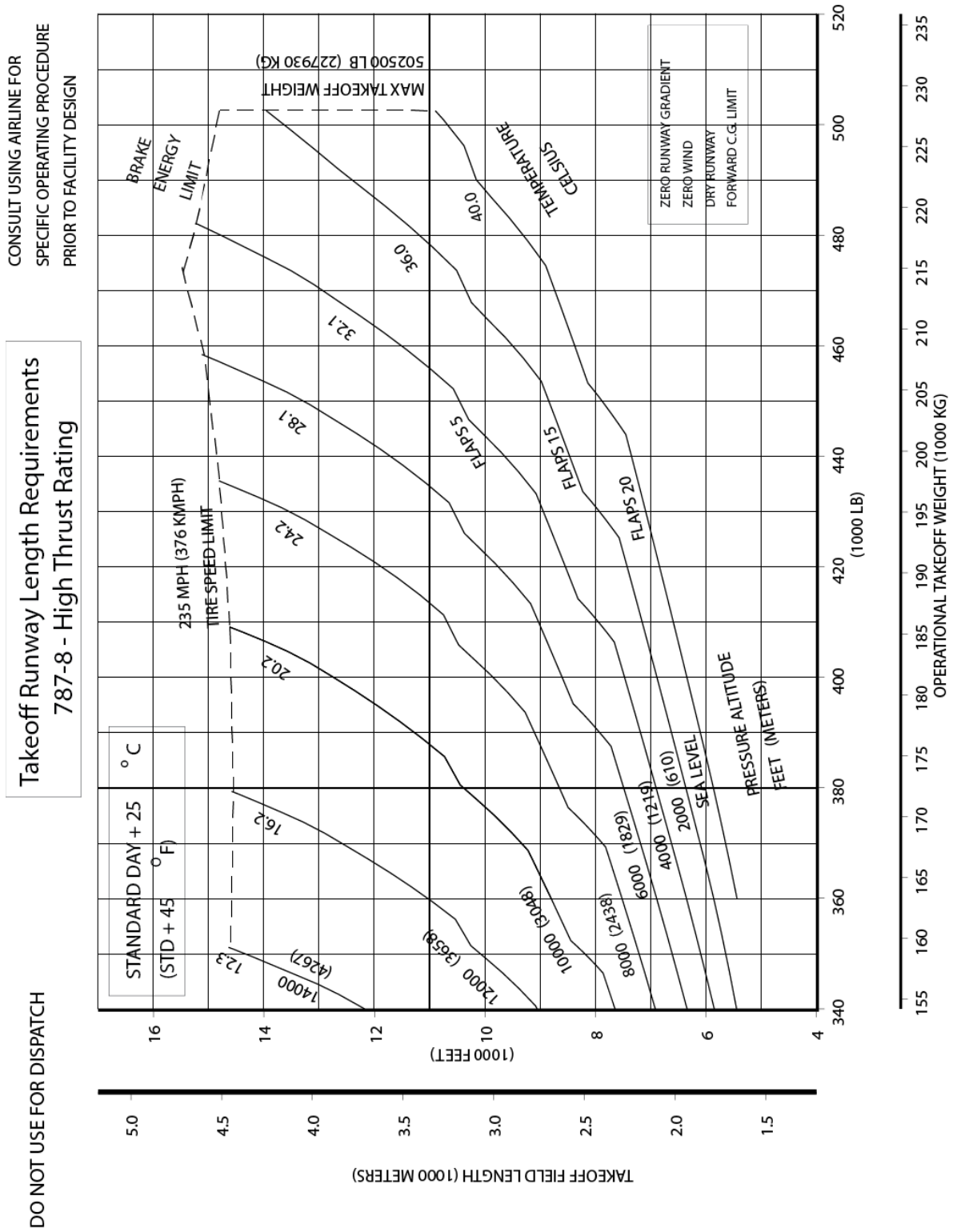
Takeoff Runway Length Requirements 787-8 - High Thrust Rating

DO NOT USE FOR DISPATCH



3.3.6 FAA/EASA TAKEOFF RUNWAY LENGTH REQUIREMENTS STANDARD DAY + 27°F (STD + 15°C), DRY RUNWAY MODEL 787-8 (HI-THRUST ENGINES)

NOTE: 787-9 DATA PRELIMINARY



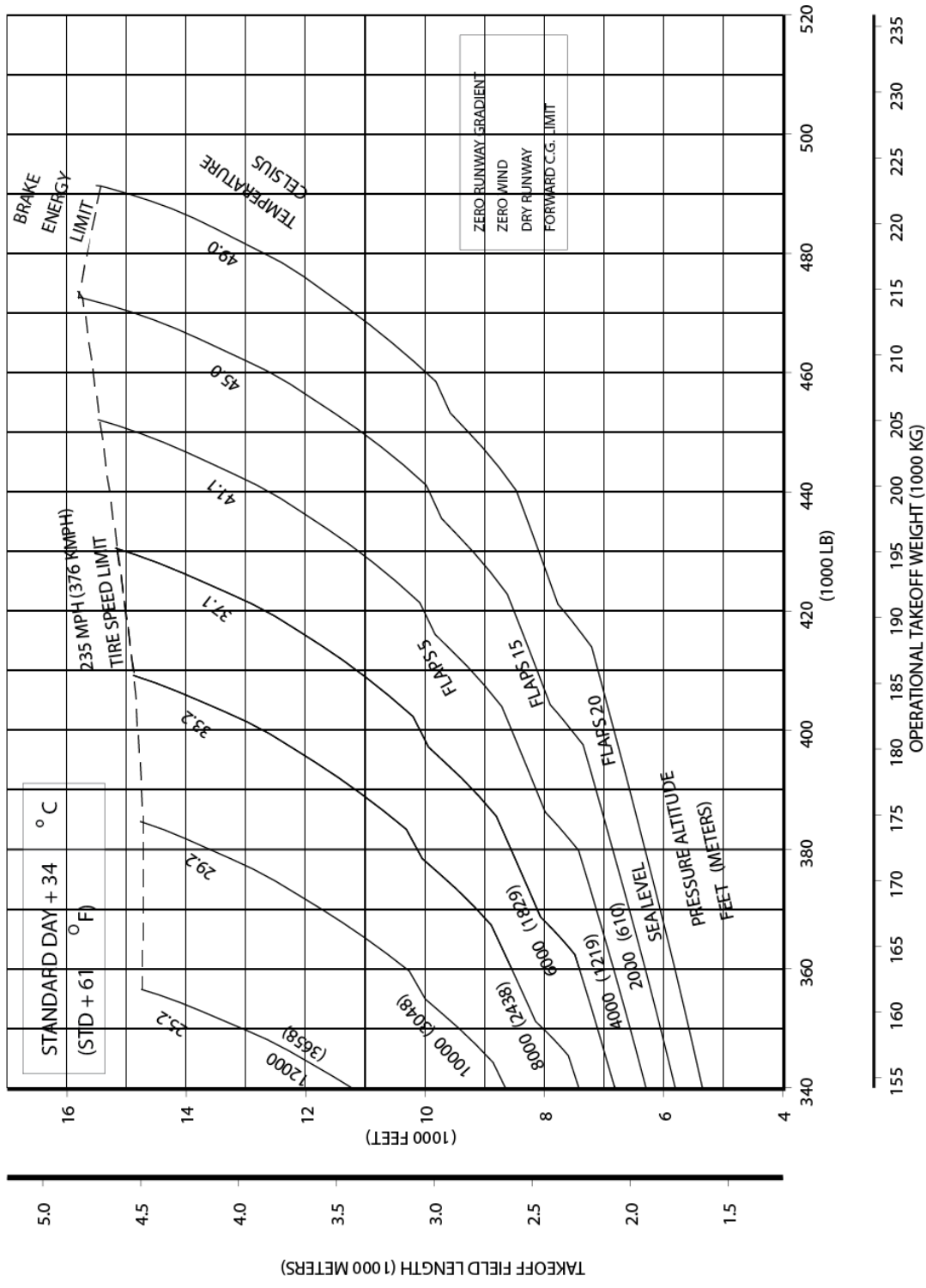
3.3.7 FAA/EASA TAKEOFF RUNWAY LENGTH REQUIREMENTS STANDARD DAY + 45°F (STD + 25°C), DRY RUNWAY MODEL 787-8 (HI-THRUST ENGINES)

NOTE: 787-9 DATA PRELIMINARY

CONSULT USING AIRLINE FOR
SPECIFIC OPERATING PROCEDURE
PRIOR TO FACILITY DESIGN

Takeoff Runway Length Requirements 787-8 - High Thrust Rating

DO NOT USE FOR DISPATCH



3.3.8 FAA/EASA TAKEOFF RUNWAY LENGTH REQUIREMENTS STANDARD DAY + 61°F (STD + 34°C), DRY RUNWAY MODEL 787-8 (HI-THRUST ENGINES)

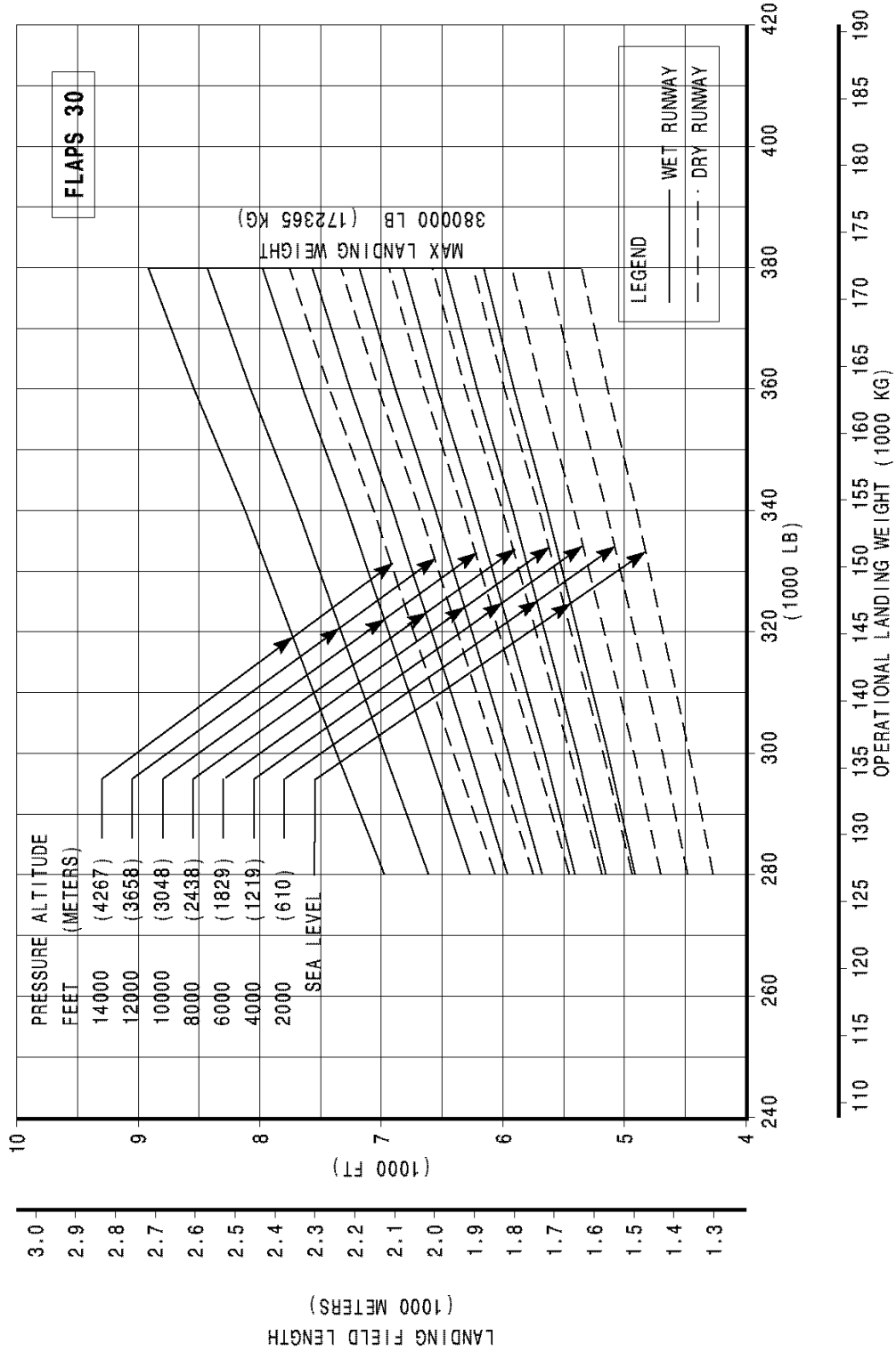
NOTE: 787-9 DATA PRELIMINARY

DO NOT USE FOR DISPATCH

Landing Runway Length Requirement 787-8

STANDARD DAY, ZERO WIND
AUTO SPOILERS OPERATIVE
ANTI-SKID OPERATIVE
ZERO RUNWAY GRADIENT
FORWARD C.G. LIMIT

CONSULT USING AIRLINE FOR SPECIFIC OPERATING PROCEDURE PRIOR TO FACILITY DESIGN



3.4.1 FAA/EASA LANDING RUNWAY LENGTH REQUIREMENTS - FLAPS 30 MODEL 787-8, (ALL ENGINES)

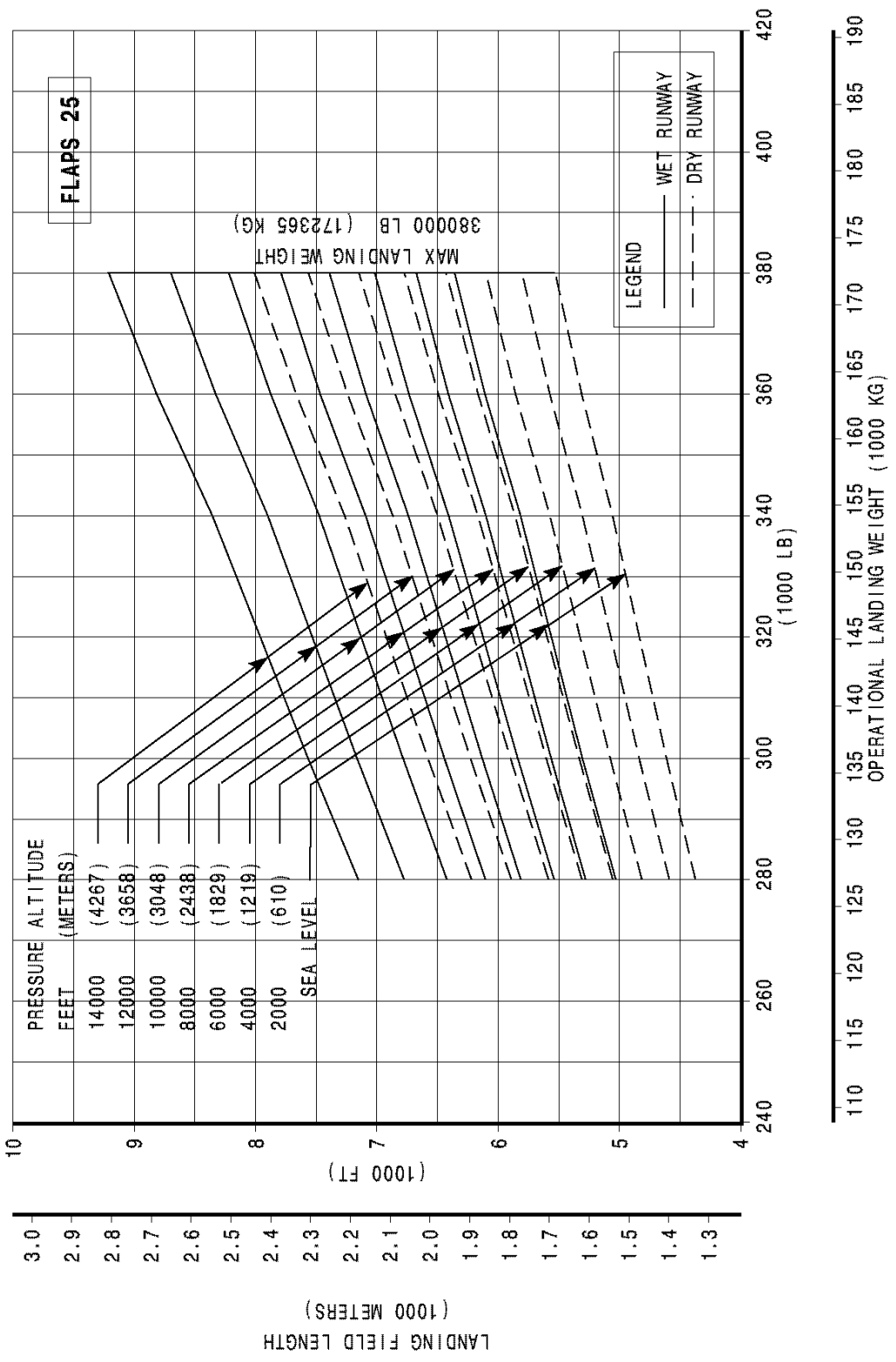
NOTE: 787-9 DATA PRELIMINARY

**Landing Runway Length Requirement
787-8**

DO NOT USE FOR DISPATCH

STANDARD DAY, ZERO WIND
 AUTO SPOILERS OPERATIVE
 ANTI-SKID OPERATIVE
 ZERO RUNWAY GRADIENT
 FORWARD C.G. LIMIT

CONSULT USING AIRLINE FOR SPECIFIC OPERATING PROCEDURE PRIOR TO FACILITY DESIGN



3.4.2 FAA/EASA LANDING RUNWAY LENGTH REQUIREMENTS - FLAPS 25 MODEL 787-8 (ALL ENGINES)

NOTE: 787-9 DATA PRELIMINARY

*PERFORMANCE DATA FOR THE 787-9 MODEL
WILL BE SUPPLIED AT A FUTURE DATE*