

PRELIMINARY INFORMATION

9.0 SCALED 787 DRAWINGS

9.1 – 9.5 Model 787-8

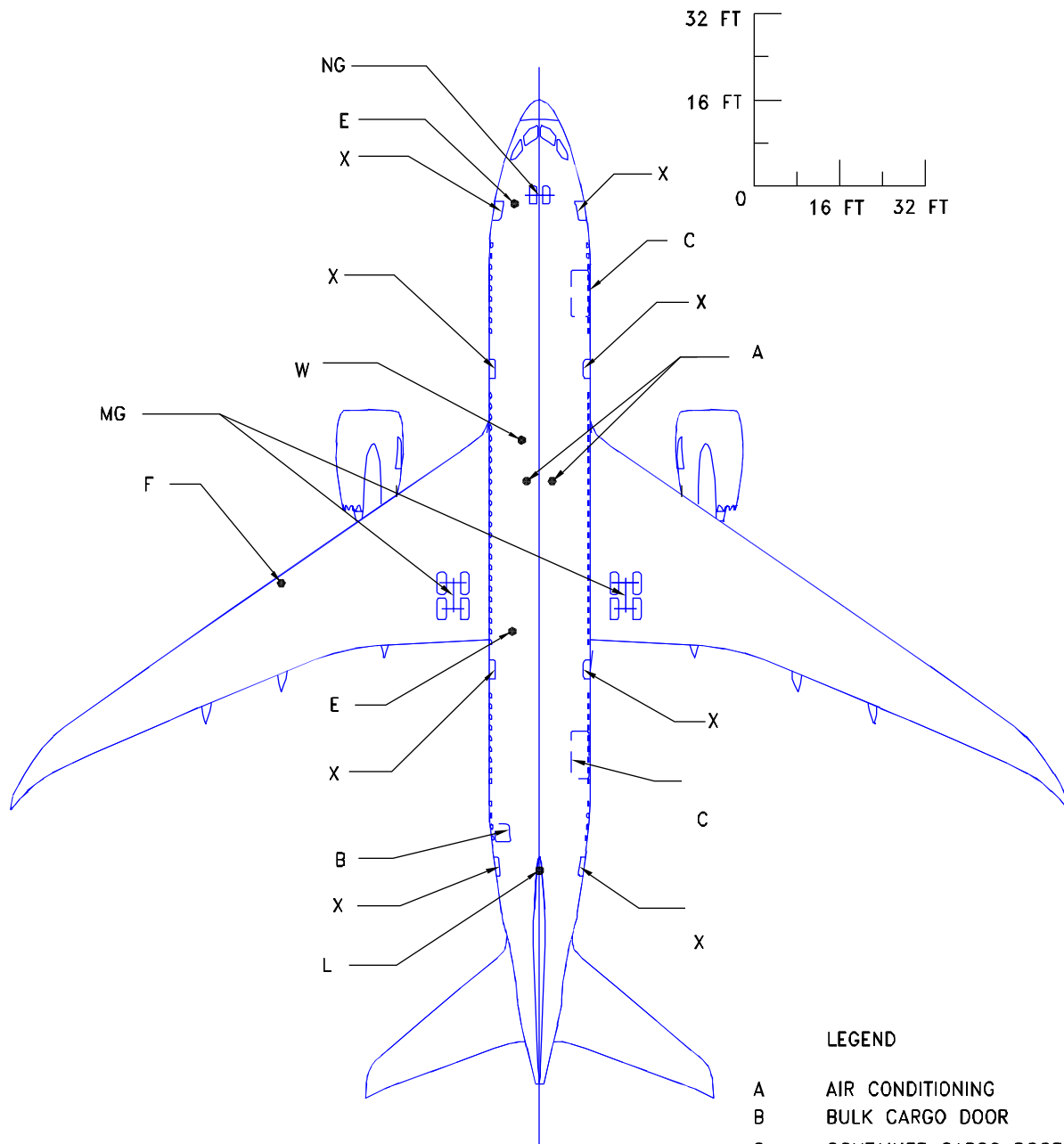
PRELIMINARY INFORMATION

9.0 SCALED DRAWINGS

The drawings in the following pages show airplane plan view drawings, drawn to approximate scale as noted. The drawings may not come out to exact scale when printed or copied from this document. Printing scale should be adjusted when attempting to reproduce these drawings. Three-view drawing files of the 787-8, along with other Boeing airplane models, can be downloaded from the following website:

<http://www.boeing.com/airports>

PRELIMINARY INFORMATION



LEGEND

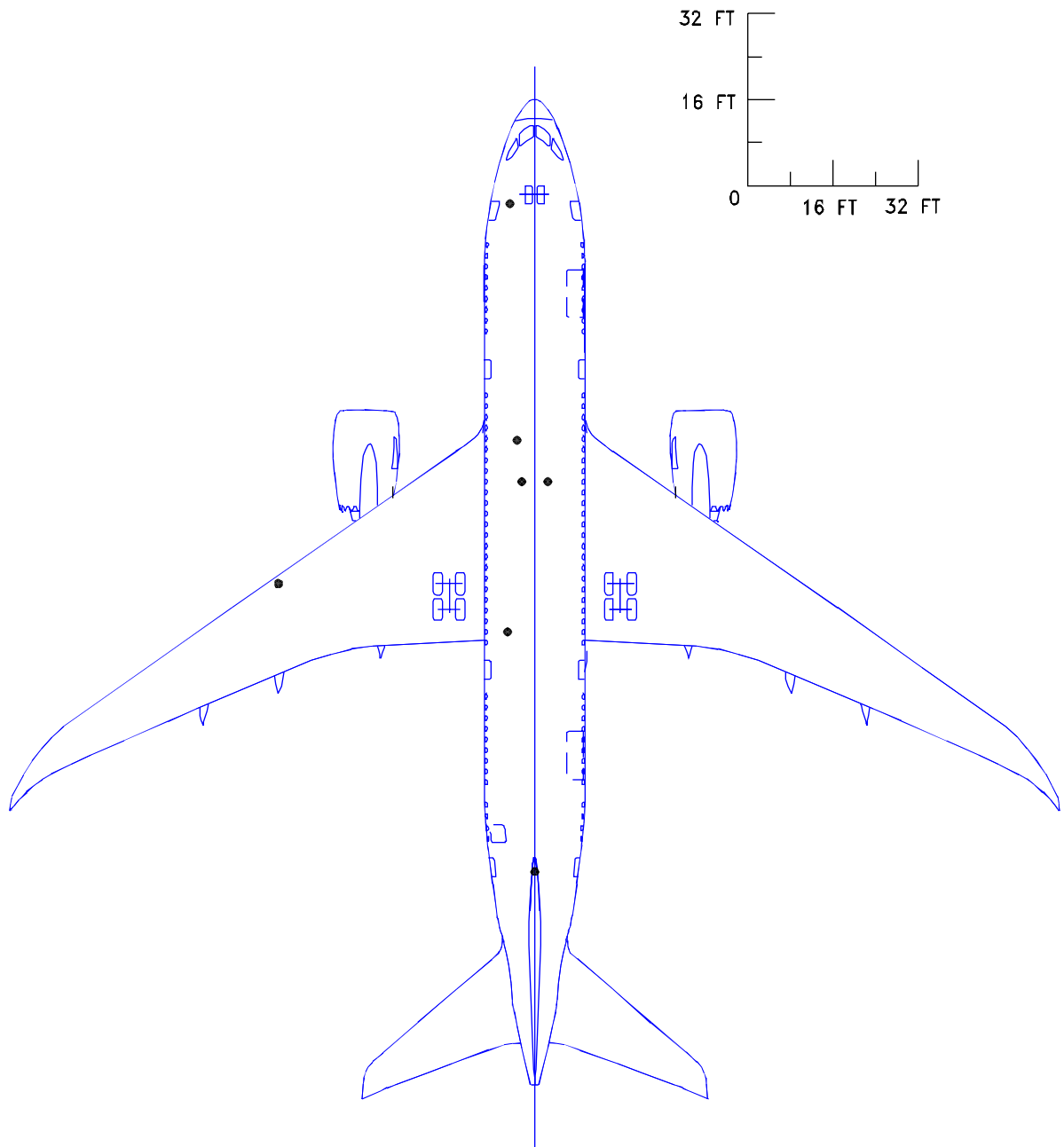
- A AIR CONDITIONING
- B BULK CARGO DOOR
- C CONTAINER CARGO DOOR
- E ELECTRICAL
- F FUEL
- L LAVATORY
- MG MAIN GEAR
- NG NOSE GEAR
- W POTABLE WATER
- X PASSENGER DOOR

NOTE: WHEN PRINTING THIS DRAWING, MAKE SURE TO ADJUST FOR PROPER SCALING

9.1.1 SCALED DRAWING - 1 IN. = 32 FT
MODEL 787-8

D6-58333

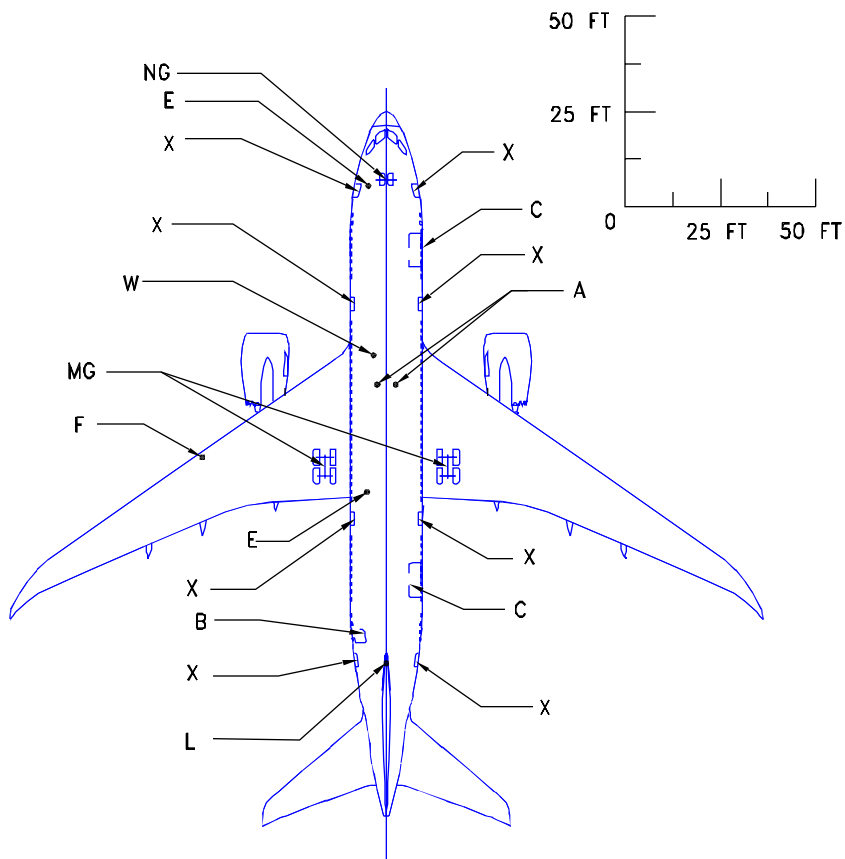
PRELIMINARY INFORMATION



NOTE: WHEN PRINTING THIS DRAWING, MAKE SURE TO ADJUST FOR PROPER SCALING

9.1.2 SCALED DRAWING - 1 IN. = 32 FT
MODEL 787-8

PRELIMINARY INFORMATION



LEGEND

A	AIR CONDITIONING
B	BULK CARGO DOOR
C	CONTAINER CARGO DOOR
E	ELECTRICAL
F	FUEL
L	LAVATORY
MG	MAIN GEAR
NG	NOSE GEAR
W	POTABLE WATER
X	PASSENGER DOOR

NOTE: WHEN PRINTING THIS DRAWING, MAKE SURE TO ADJUST FOR PROPER SCALING

9.2.1 SCALED DRAWING - 1 IN. = 50 FT

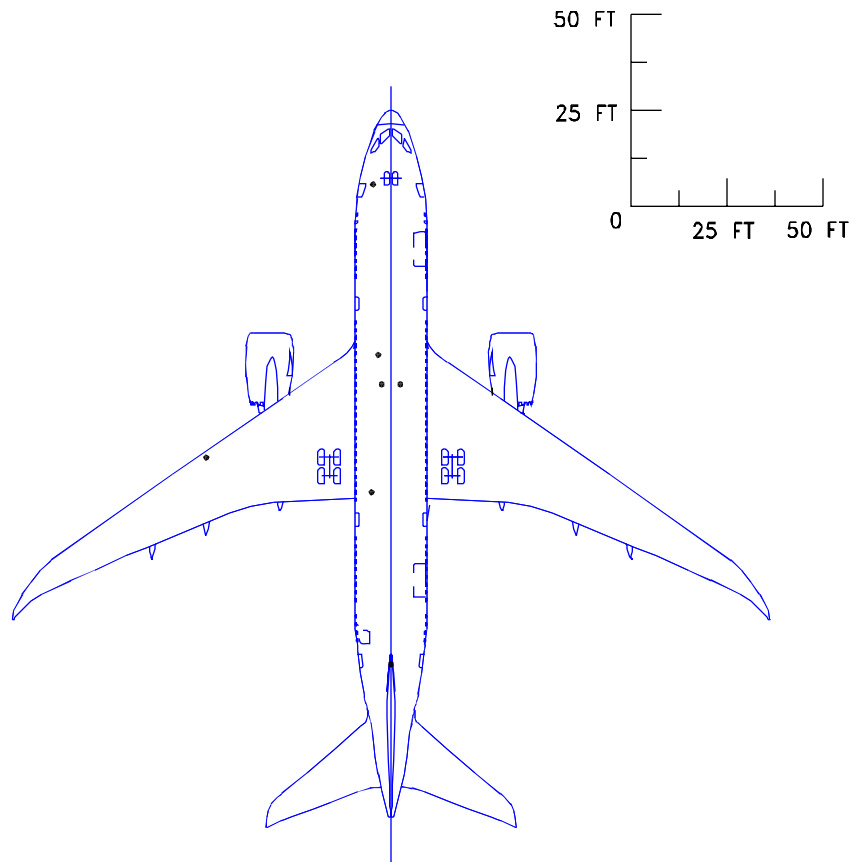
MODEL 787-8

D6-58333

REV A

SEPTEMBER 2007 103

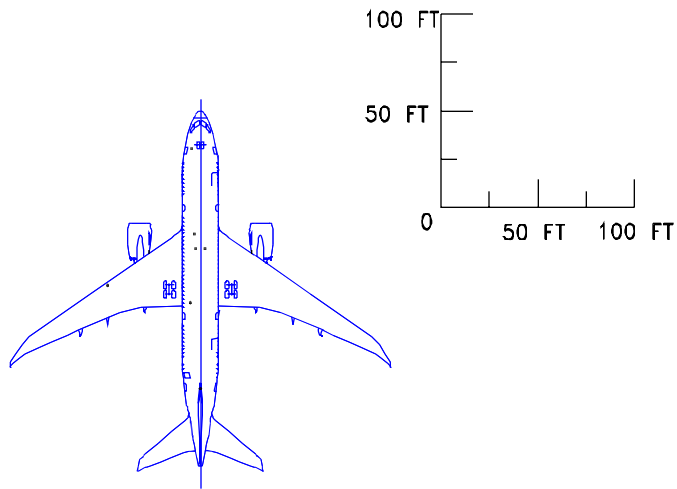
PRELIMINARY INFORMATION



NOTE: WHEN PRINTING THIS DRAWING, MAKE SURE TO ADJUST FOR PROPER SCALING

9.2.2 SCALED DRAWING - 1 IN. = 50 FT
MODEL 787-8

PRELIMINARY INFORMATION



NOTE:

SEE CORRESPONDING PAGE FOR 1 IN = 32 FT
FOR IDENTIFICATIONS OF SERVICE POINTS

LEGEND

A	AIR CONDITIONING
B	BULK CARGO DOOR
C	CONTAINER CARGO DOOR
E	ELECTRICAL
F	FUEL
L	LAVATORY
MG	MAIN GEAR
NG	NOSE GEAR
W	POTABLE WATER
X	PASSENGER DOOR

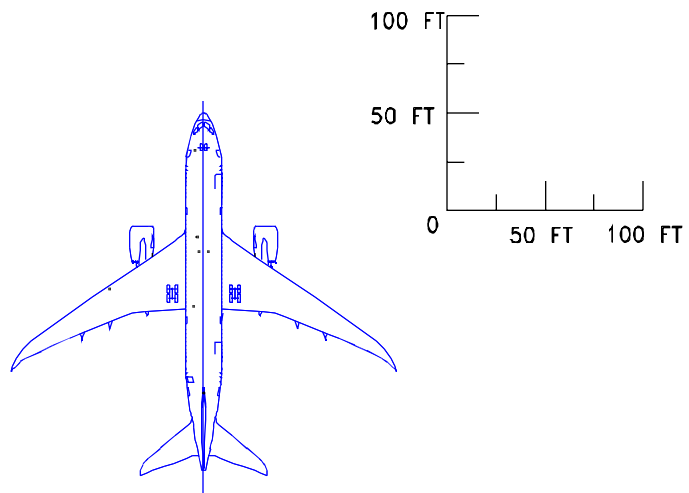
NOTE: WHEN PRINTING THIS DRAWING, MAKE SURE TO ADJUST FOR PROPER SCALING

9.3.1 SCALED DRAWING - 1 IN = 100 FT

MODEL 787-8

D6-58333

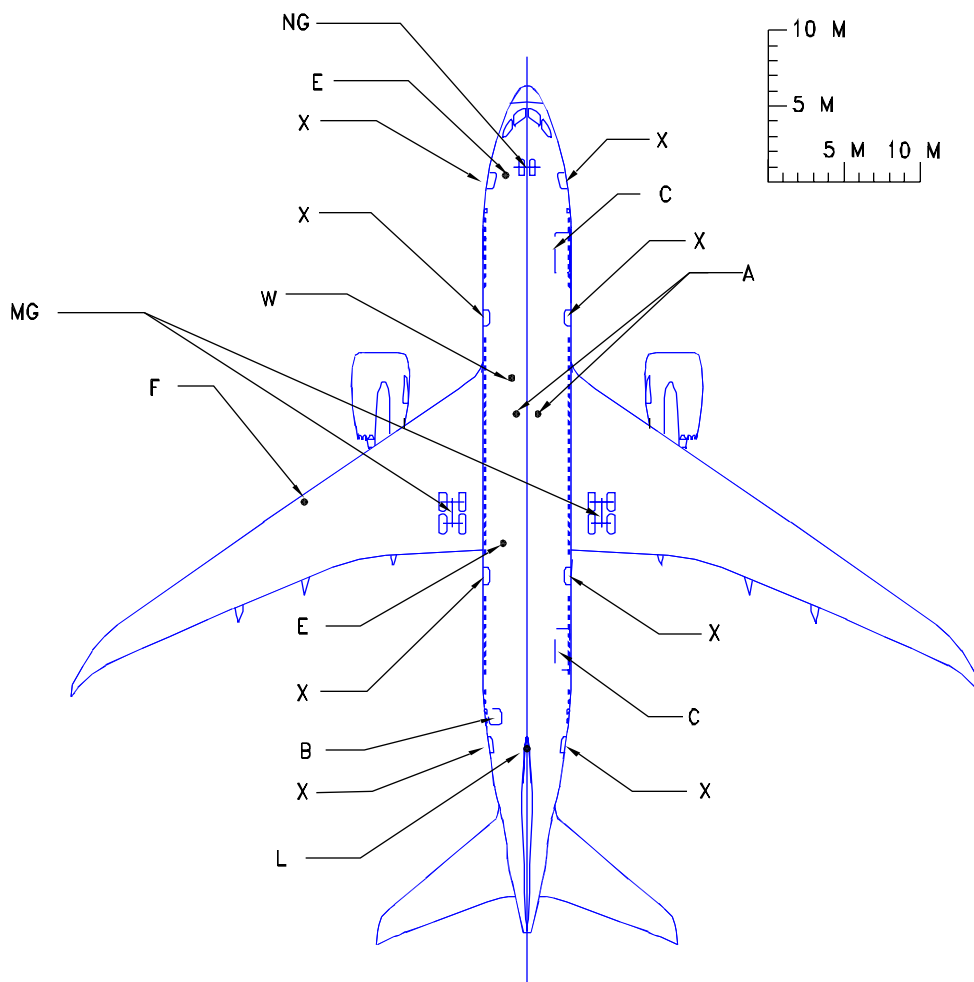
PRELIMINARY INFORMATION



NOTE: WHEN PRINTING THIS DRAWING, MAKE SURE TO ADJUST FOR PROPER SCALING

9.3.2 SCALED DRAWING - 1 IN = 100 FT
MODEL 787-8

PRELIMINARY INFORMATION



LEGEND

A	AIR CONDITIONING
B	BULK CARGO DOOR
C	CONTAINER CARGO DOOR
E	ELECTRICAL
F	FUEL
L	LAVATORY
MG	MAIN GEAR
NG	NOSE GEAR
W	POTABLE WATER
X	PASSENGER DOOR

NOTE: WHEN PRINTING THIS DRAWING, MAKE SURE TO ADJUST FOR PROPER SCALING

9.4.1 SCALED DRAWING - 1:500

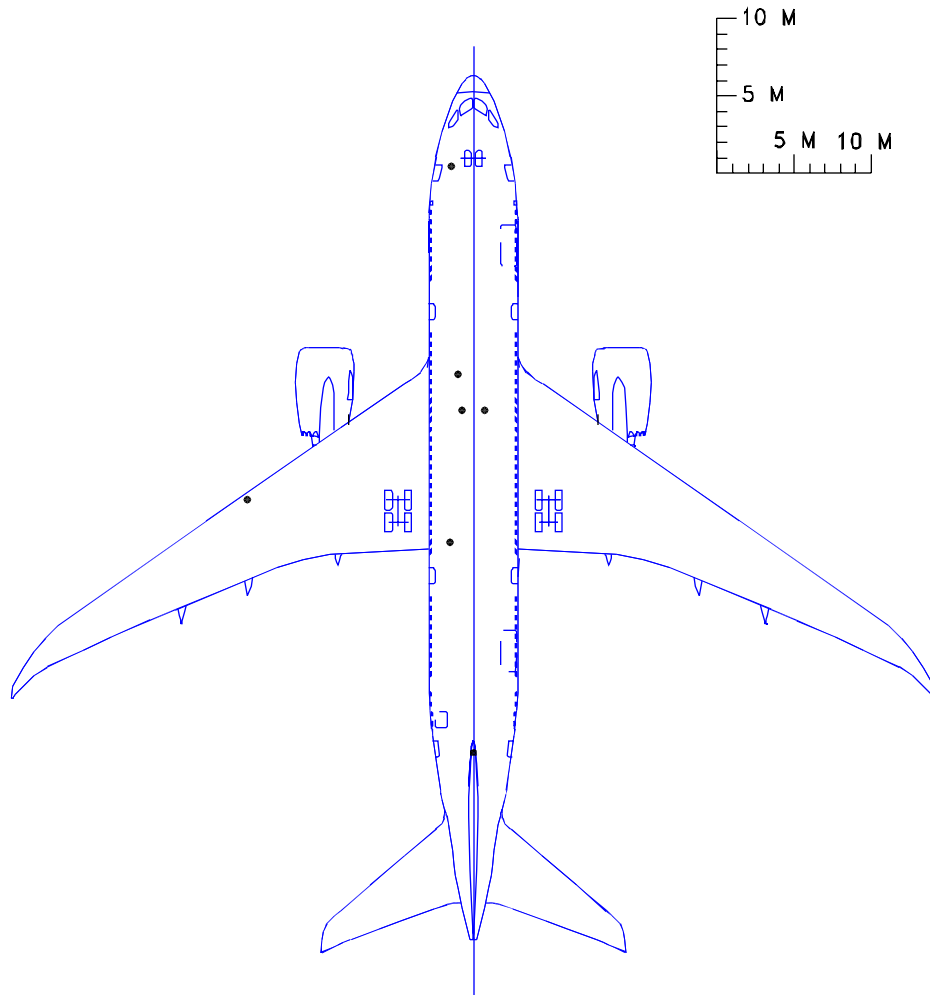
MODEL 787-8

D6-58333

REV A

SEPTEMBER 2007 107

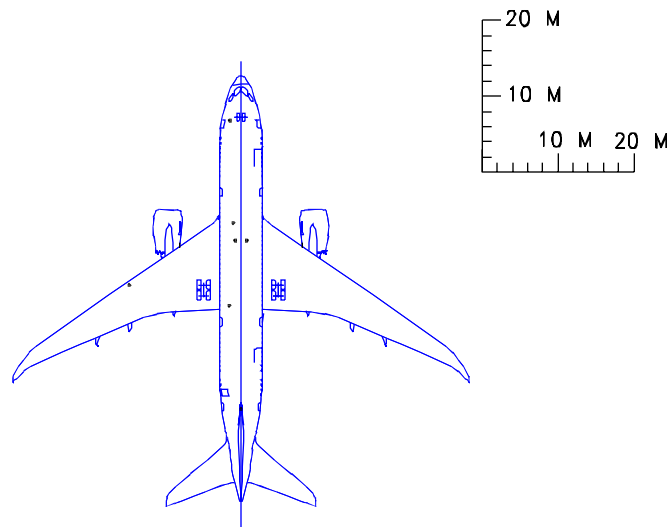
PRELIMINARY INFORMATION



NOTE: WHEN PRINTING THIS DRAWING, MAKE SURE TO ADJUST FOR PROPER SCALING

9.4.2 SCALED DRAWING - 1:500 *MODEL 787-8*

PRELIMINARY INFORMATION



NOTE:

SEE CORRESPONDING PAGE FOR 1 IN = 32 FT
FOR IDENTIFICATIONS OF SERVICE POINTS

LEGEND

A	AIR CONDITIONING
B	BULK CARGO DOOR
C	CONTAINER CARGO DOOR
E	ELECTRICAL
F	FUEL
L	LAVATORY
MG	MAIN GEAR
NG	NOSE GEAR
W	POTABLE WATER
X	PASSENGER DOOR

NOTE: WHEN PRINTING THIS DRAWING, MAKE SURE TO ADJUST FOR PROPER SCALING

9.5.1 SCALED DRAWING - 1:1000

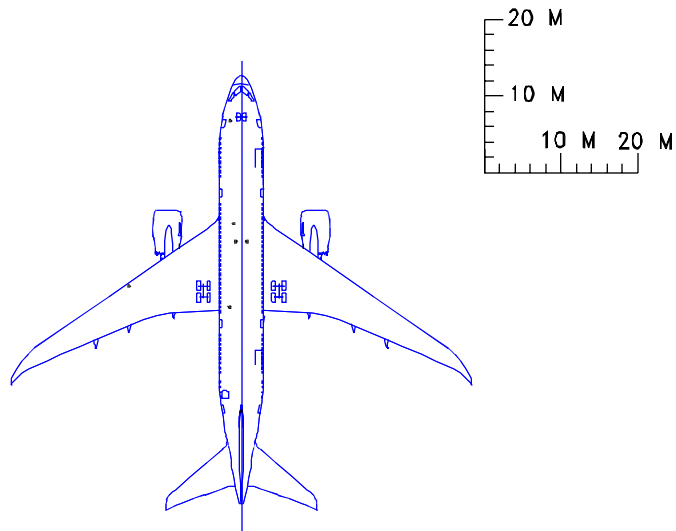
MODEL 787-8

D6-58333

REV A

SEPTEMBER 2007 109

PRELIMINARY INFORMATION



NOTE: WHEN PRINTING THIS DRAWING, MAKE SURE TO ADJUST FOR PROPER SCALING

9.5.2 SCALED DRAWING - 1:1000
MODEL 787-8

D6-58333