

767



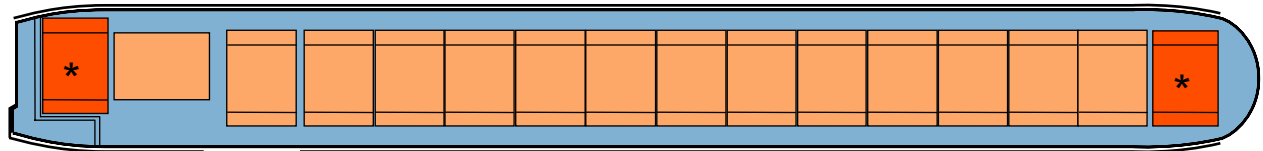
# Transverse main deck loading

767

## 767-300 Freighter

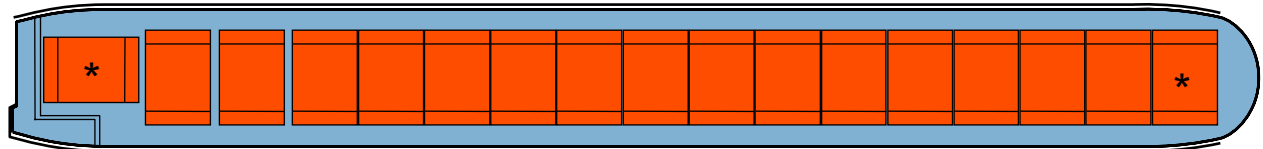
Fourteen 96- x 125-in (244- x 318-cm)  
contoured pallets

Two 88- x 125-in (224- x 318-cm)  
contoured pallets\*



1 at 613 ft <sup>3</sup> each	613 ft <sup>3</sup>	(17.36 m <sup>3</sup> )
13 at 607 ft <sup>3</sup> each	7,891 ft <sup>3</sup>	(223.45 m <sup>3</sup> )
2 at 420 ft <sup>3</sup> each*	840 ft <sup>3</sup>	(23.79 m <sup>3</sup> )
<b>Main deck volume</b>	<b>9,344 ft<sup>3</sup></b>	<b>(264.59 m<sup>3</sup>)</b>

Seventeen 88- x 125-in (224- x 318-cm)  
contoured pallets



15 at 554 ft <sup>3</sup> each	8,310 ft <sup>3</sup>	(235.34 m <sup>3</sup> )
2 at 420 ft <sup>3</sup> each*	840 ft <sup>3</sup>	(23.79 m <sup>3</sup> )
<b>Main deck volume</b>	<b>9,150 ft<sup>3</sup></b>	<b>(259.10 m<sup>3</sup>)</b>

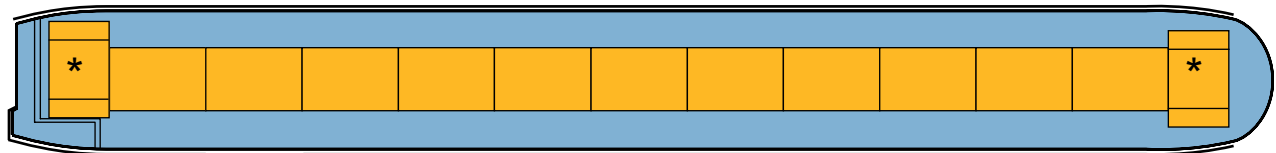
# Longitudinal main deck loading

767

## 767-300 Freighter

Eleven 96- x 125-in (244- x 318-cm)  
full pallets

Two 88- x 125-in (224- x 318-cm)  
contoured pallets\*

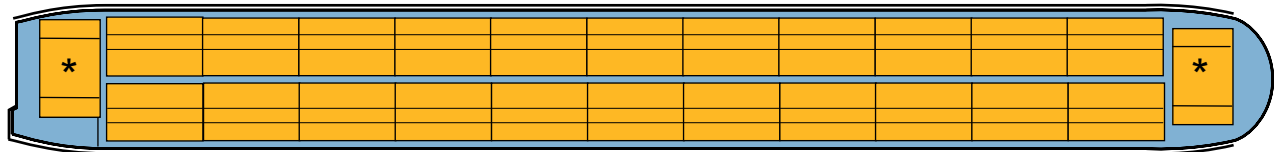


11 at 613 ft <sup>3</sup> each	6,743 ft <sup>3</sup>	(190.96 m <sup>3</sup> )
2 at 420 ft <sup>3</sup> each*	840 ft <sup>3</sup>	(23.79 m <sup>3</sup> )
<b>Main deck volume</b>	<b>7,583 ft<sup>3</sup></b>	<b>(214.75 m<sup>3</sup>)</b>

### Side-by-side option

Twenty-two 88- x 125-in  
(224- x 318-cm) contoured pallets

Two 88- x 125-in (224- x 318-cm)  
contoured pallets\*



22 at 502 ft <sup>3</sup> each	11,044 ft <sup>3</sup>	(312.77 m <sup>3</sup> )
2 at 420 ft <sup>3</sup> each*	840 ft <sup>3</sup>	(23.79 m <sup>3</sup> )
<b>Main deck volume</b>	<b>11,884 ft<sup>3</sup></b>	<b>(336.55 m<sup>3</sup>)</b>