

Longest range twin-engine freighter

Maximum revenue payload*

777 Freighter

347,450-kg (766,000-lb) MTOW**

102,870-kg (226,800-lb) payload

747-400 Freighter

396,890-kg (875,000-lb) MTOW

112,990-kg (249,100-lb) payload

MD-11 Freighter

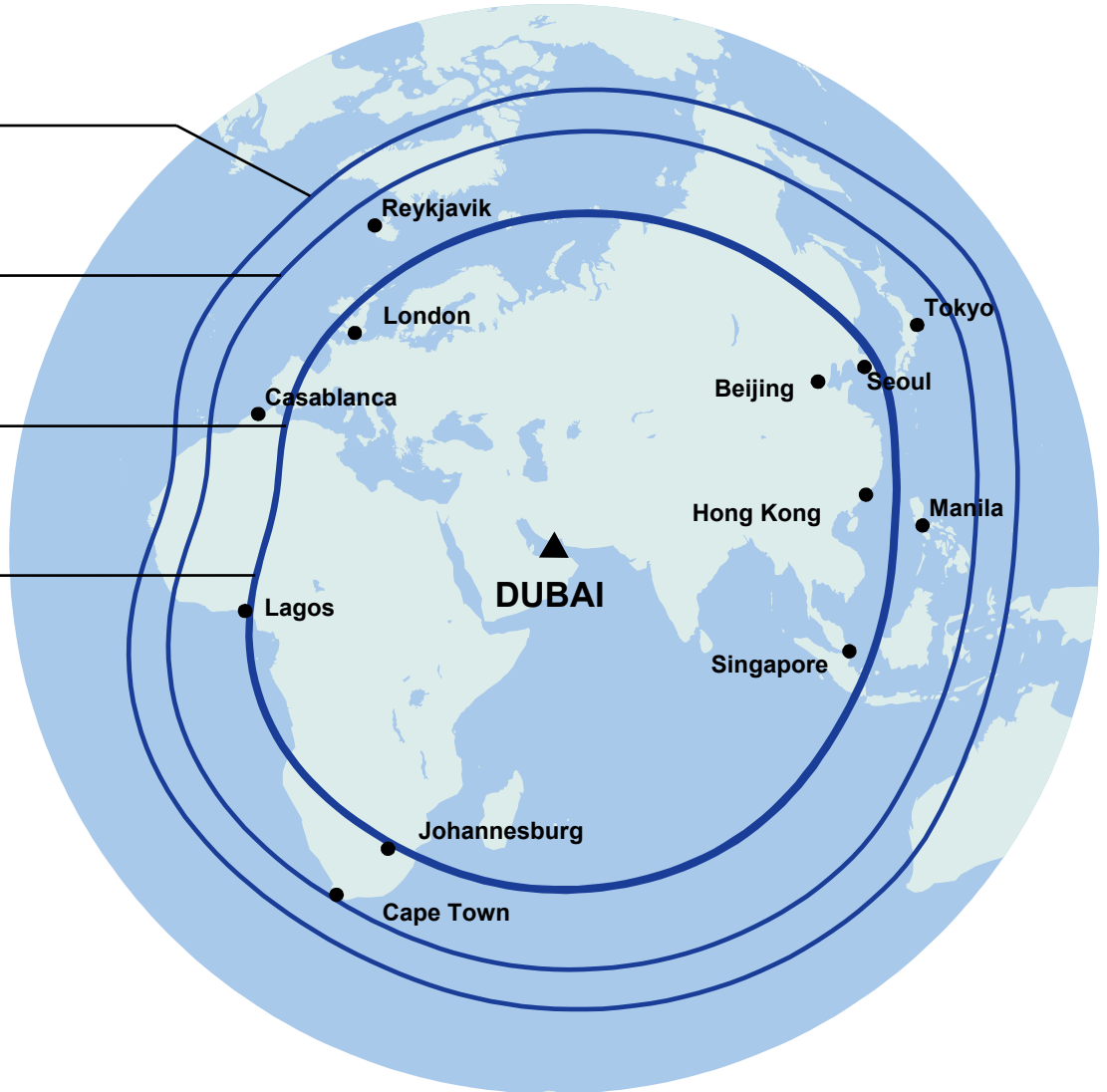
285,990-kg (630,500-lb) MTOW

89,580-kg (197,505-lb) payload

747-200 Freighter

377,840-kg (833,000-lb) MTOW

110,990-kg (244,690-lb) payload



- Typical mission rules
- 85% annual winds
- Airways and traffic allowances included
- Range capability from Dubai

* Does not include tare

** Requires loading restrictions

Longest range twin-engine freighter

Maximum revenue payload*

777 Freighter

347,450-kg (766,000-lb) MTOW**

102,870-kg (226,800-lb) payload

747-400 Freighter

396,890-kg (875,000-lb) MTOW

112,990-kg (249,100-lb) payload

MD-11 Freighter

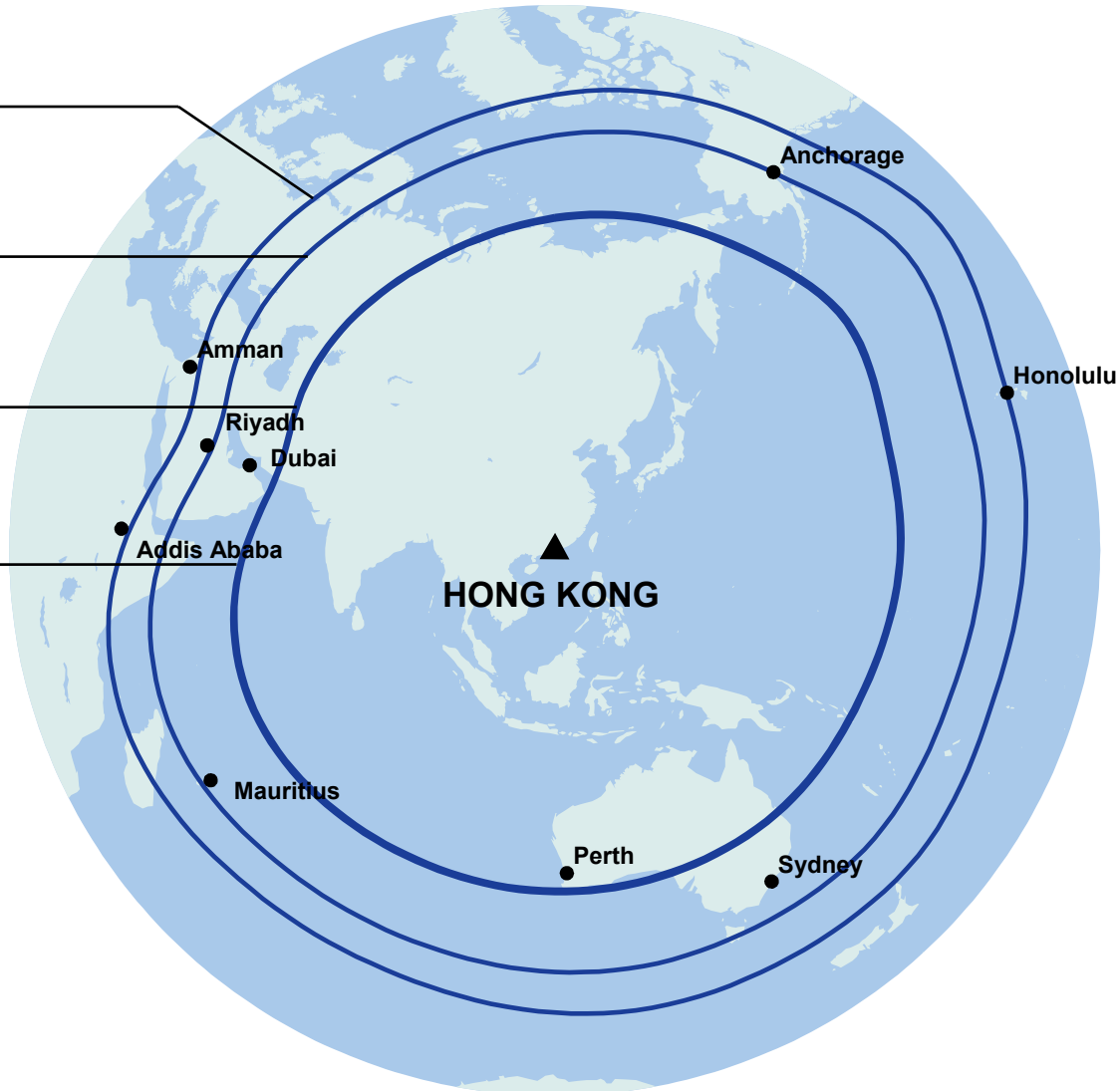
285,990-kg (630,500-lb) MTOW

89,580-kg (197,505-lb) payload

747-200 Freighter

377,840-kg (833,000-lb) MTOW

110,990-kg (244,690-lb) payload



- Typical mission rules
- 85% annual winds
- Airways and traffic allowances included
- Range capability from Hong Kong

* Does not include tare

** Requires loading restrictions

Longest range twin-engine freighter

Maximum revenue payload*

777 Freighter

347,450-kg (766,000-lb) MTOW**

102,870-kg (226,800-lb) payload

747-400 Freighter

396,890-kg (875,000-lb) MTOW

112,990-kg (249,100-lb) payload

MD-11 Freighter

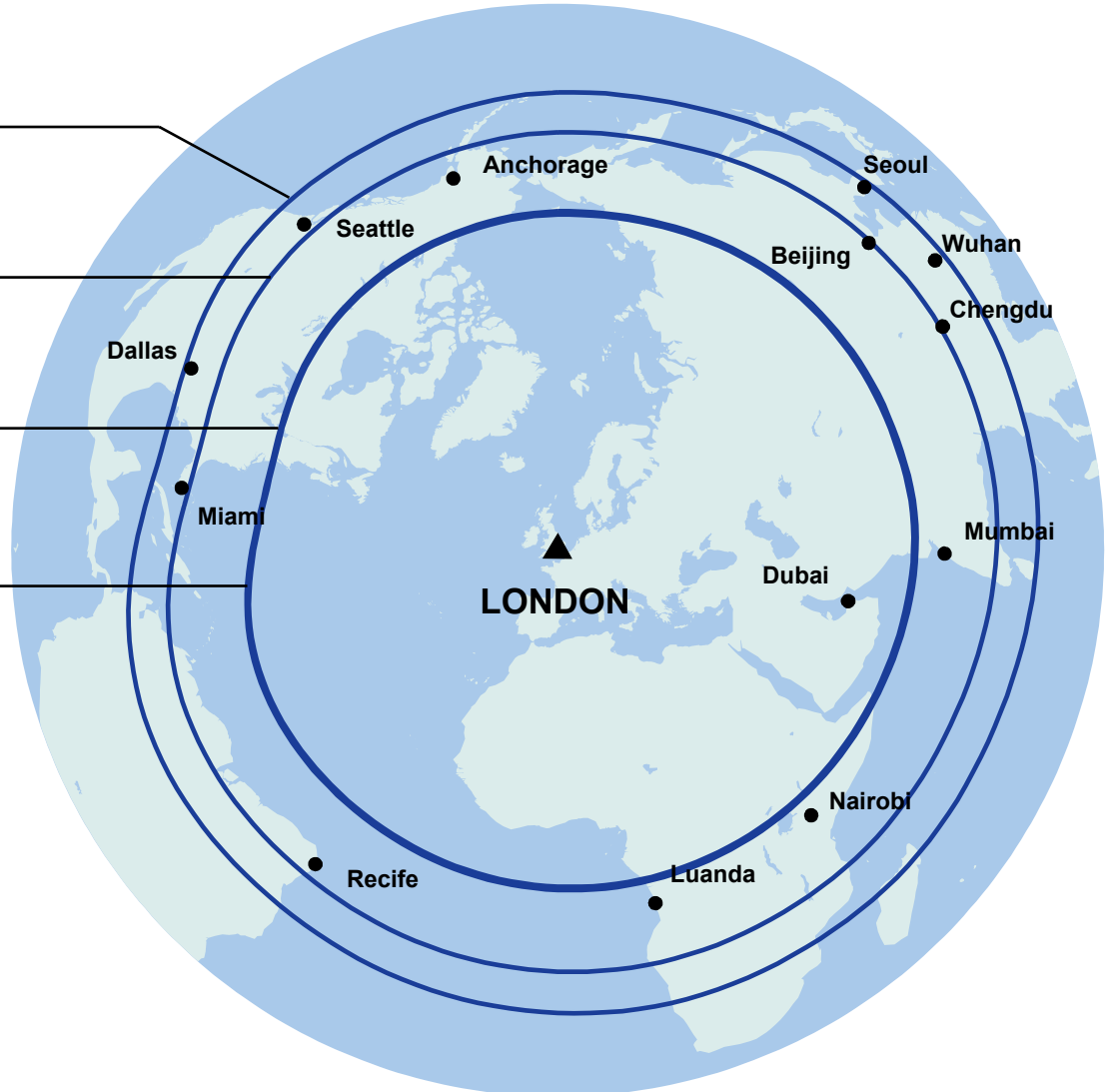
285,990-kg (630,500-lb) MTOW

89,580-kg (197,505-lb) payload

747-200 Freighter

377,840-kg (833,000-lb) MTOW

110,990-kg (244,690-lb) payload



- Typical mission rules
- 85% annual winds
- Airways and traffic allowances included
- Range capability from London

* Does not include tare

** Requires loading restrictions