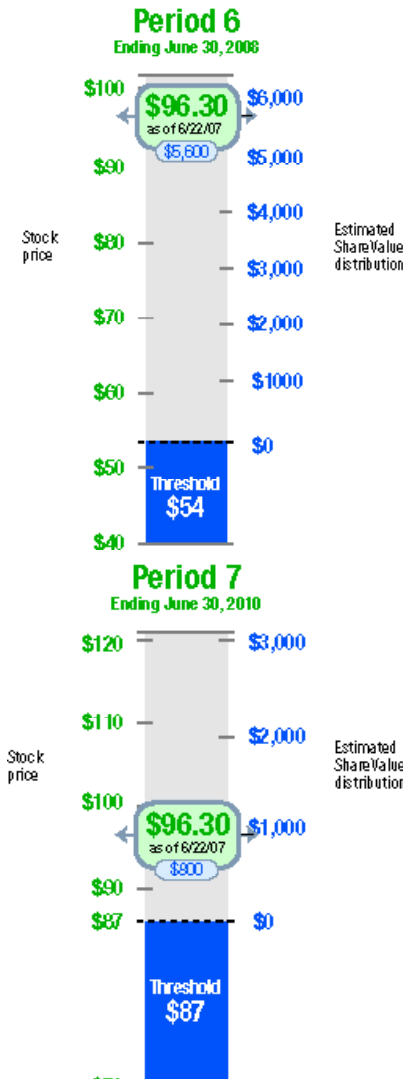


## Boeing stock, ShareValue Trust performance

ShareValue Trust is an employee incentive plan that allows eligible employees to share in the results of their efforts to increase shareholder value over the long term.

The program—which runs for 14 years and ends in 2010—features seven overlapping investment periods. The program is currently in Periods 6 and 7.



The above graphs show an estimate of what a “full 4-year participant” ShareValue Trust distribution (pretax) would be for Periods 6 and 7 if the end-of-period average share prices were the same as the recent price shown.

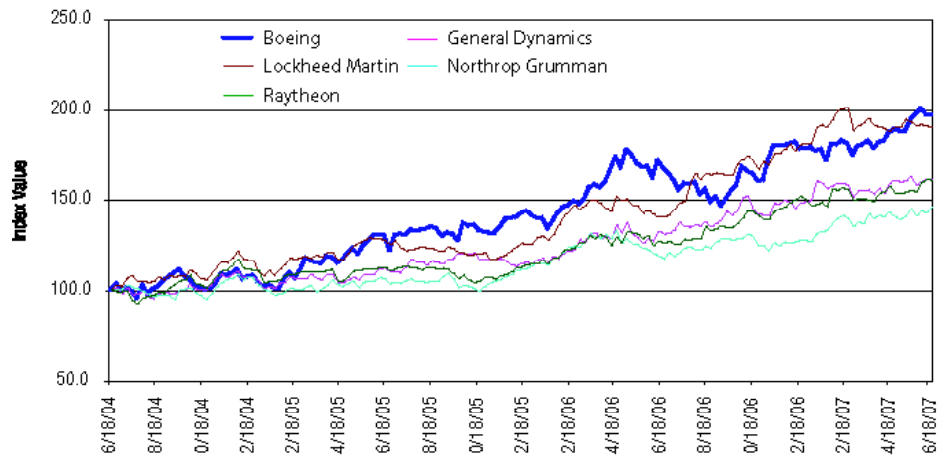
The share price shown is the average of the day’s high and low New York Stock Exchange prices. Updates to participant/employment data will be made periodically.

For more information on the ShareValue Trust, visit <http://www.boeing.com/share>.

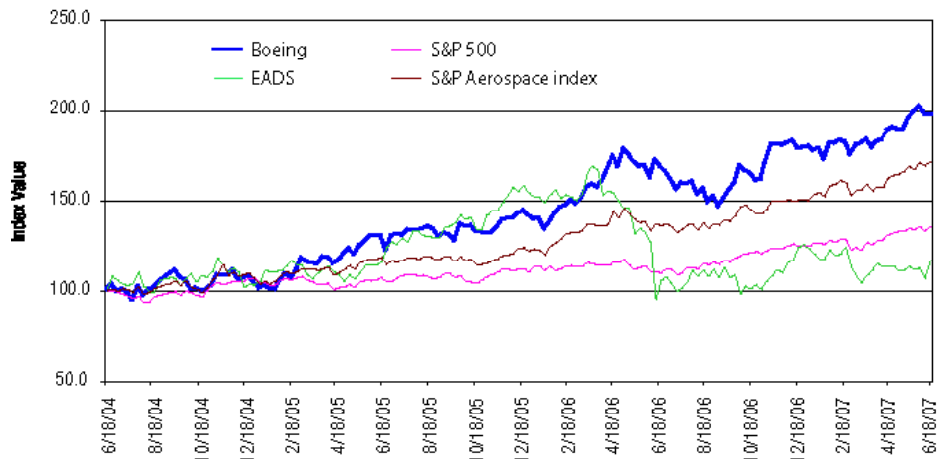
## STOCK WATCH

The chart below shows the stock price of Boeing compared to other aerospace companies, the S&P 500 index and the S&P 500 Aerospace and Defense index. Prices/values are plotted as an index number. The base date for these prices/values is June 18, 2004, which generates three years of data. The prices/values on that date equal 100. In other words, an index of 120 represents a 20 percent improvement over the price/value on the base date. Each data point represents the end of a trading week.

### Boeing vs. U.S.-based competitors



### Boeing vs. stock indexes and international competitors



### Comparisons:

4-week, 52-week	Price/value as of 6/15/07	Four-week comparison		52-week comparison	
		Price/value as of 5/18/07	Percent change	Price/value as of 6/16/06	Percent change
<b>BOEING</b>	<b>98.15</b>	<b>96.63</b>	<b>1.6%</b>	<b>85.54</b>	<b>14.7%</b>
<b>U.S. COMPETITORS</b>					
General Dynamics	80.25	81.26	-1.2%	66.12	21.4%
Lockheed Martin	96.55	98.16	-1.6%	71.32	35.4%
Northrop Grumman	77.40	77.00	0.5%	63.01	22.8%
Raytheon	56.54	54.55	3.6%	44.58	26.8%
<b>INT’L COMPETITORS</b>					
EADS *	24.25	23.58	2.8%	199.81	22.4%
<b>U.S. STOCK INDEXES</b>					
S&P 500	1532.91	1522.75	0.7%	1251.54	22.5%
S&P 500 Aerospace and Defense Index	426.87	420.60	1.5%	342.04	24.8%

\* Price in Euros