

APPENDIX G

Section 7

Outfall 006, September 22, 2007

MEC^X Data Validation Reports


CONTRACT COMPLIANCE SCREENING FORM FOR HARDCOPY DATA

MECX, LLC
 12260 East Vassar Drive
 Suite 500
 Lakewood, CO 80226

Package ID IQI2056
 Task Order 1261.100D.00 001
 SDG No. IQI2056

No. of Analyses 1

Laboratory Vista Analytical
 Reviewer E. Wessling
 Analysis/Method Dioxins/Furans

Date: Oct. 31, 2007
 Reviewer's Signature 


ACTION ITEMS^a	
1. Case Narrative Deficiencies	_____
2. Out of Scope Analyses	_____
3. Analyses Not Conducted	_____
4. Missing Hardcopy Deliverables	_____
5. Incorrect Hardcopy Deliverables	_____
6. Deviations from Analysis Protocol, e.g.,	Qualifications were assigned for the following:
Holding Times	- Blank qualifications
GC/MS Tune/Inst. Performance	_____
Calibration	_____
Method blanks	_____
Surrogates	_____
Matrix Spike/Dup LCS	_____
Field QC	_____
Internal Standard Performance	_____
Compound Identification	_____
Quantitation	_____
System Performance	_____
COMMENTS^b	_____
^a Subcontracted analytical laboratory is not meeting contract and/or method requirements. ^b Differences in protocol have been adopted by the laboratory but no action against the laboratory is required.	

CONTRACT COMPLIANCE SCREENING FORM FOR HARDCOPY DATA

MEC^x
 12269 East Vassar Drive
 Aurora, CO 80014

Task Order: 1261.100D.00
 SDG No.: IQI2056
 No. of Analyses: 1

Laboratory: TestAmerica, Weck, Eberline
 Reviewer: P. Meeks
 Analysis/Method: Metals, General Minerals,
 Radionuclides

Date: <u>October 21, 2007</u>
Reviewer's Signature 

ACTION ITEMS^a	
1. Case Narrative Deficiencies	_____
2. Out of Scope Analyses	_____
3. Analyses Not Conducted	_____
4. Missing Hardcopy Deliverables	_____
5. Incorrect Hardcopy Deliverables	_____
6. Deviations from Analysis Protocol, e.g.,	Detect below the reporting limit qualified as estimated.
Holding Times	Qualifications applied for calibration outlier.
GC/MS Tune/Inst. Performance	Qualification applied for exceeded holding time.
Calibration	_____
Method blanks	_____
Surrogates	_____
Matrix Spike/Dup LCS	_____
Field QC	_____
Internal Standard Performance	_____
Compound Identification	_____
Quantitation	_____
System Performance	_____
COMMENTS^b	
^a Subcontracted analytical laboratory is not meeting contract and/or method requirements. ^b Differences in protocol have been adopted by the laboratory but no action against the laboratory is required.	



DATA VALIDATION REPORT

Boeing SSFL NPDES

SAMPLE DELIVERY GROUP: IQI2056

Prepared by

MEC^X, LLC
12269 East Vassar Drive
Aurora, CO 80014

I. INTRODUCTION

Task Order Title: Boeing SSFL NPDES
 Contract Task Order: 1261.100D.00
 Sample Delivery Group: IQI2056
 Project Manager: P. Costa
 Matrix: Waterl
 QC Level: IV
 No. of Samples: 1
 No. of Reanalyses/Dilutions: 0
 Laboratory: TestAmerica-Irvine

Table 1. Sample Identification

Client ID	Laboratory ID	Sub-Laboratory ID	Matrix	Collected	Method
Outfall 006	IQI2056-01	7092406-01, 8670-01	Water	9/22/07 1230	160.2, 314.0, 245.1, 900.0, 1613

II. Sample Management

No anomalies were observed regarding sample management. The sample in this SDG was received at TestAmerica-Irvine and the sub-laboratory, Weck, within the temperature limits of 4°C ±2°C. The sample was received at the sub-laboratory, Vista, below the temperature limit at 0.4°C; however, as the sample was not noted to be damaged or frozen, no qualifications were required. The sub-laboratory, Eberline, did not provide temperature information; however, as radiological samples do not need to be chilled, no qualifications were required. According to the case narrative for this SDG, the sample was received intact at all laboratories. The COCs were appropriately signed and dated by field and/or laboratory personnel. As the samples were couriered to TestAmerica-Irvine, custody seals were not required. Custody seals were intact upon arrival at sub-laboratories. The client ID was added to the sample result summaries by the reviewer.

Data Qualifier Reference Table

Qualifier	Organics	Inorganics
U	The analyte was analyzed for, but was not detected above the reported sample quantitation limit. The associated value is the quantitation limit or the estimated detection limit for dioxins.	The material was analyzed for, but was not detected above the level of the associated value. The associated value is either the sample quantitation limit or the sample detection limit. The associated value is the sample detection limit or the quantitation limit for perchlorate only.
J	The analyte was positively identified; the associated numerical value is the approximate concentration of the analyte in the sample.	The associated value is an estimated quantity.
N	The analysis indicates the presence of an analyte for which there is presumptive evidence to make a "tentative identification."	Not applicable.
NJ	The analysis indicates the presence of an analyte that has been "tentatively identified" and the associated numerical value represents its approximate concentration.	Not applicable.
UJ	The analyte was not deemed above the reported sample quantitation limit. However, the reported quantitation limit is approximate and may or may not represent the actual limit of quantitation necessary to accurately and precisely measure the analyte in the sample.	The material was analyzed for, but was not detected. The associated value is an estimate and may be inaccurate or imprecise.
R	The data are unusable. The sample results are rejected due to serious deficiencies in the ability to analyze the sample and to meet quality control criteria. The presence or absence of the analyte cannot be verified.	The data are unusable. The sample results are rejected due to serious deficiencies in the ability to analyze the sample and to meet quality control criteria. The presence or absence of the analyte cannot be verified.

Qualification Code Reference Table

Qualifier	Organics	Inorganics
H	Holding times were exceeded.	Holding times were exceeded.
S	Surrogate recovery was outside QC limits.	The sequence or number of standards used for the calibration was incorrect
C	Calibration %RSD or %D was noncompliant.	Correlation coefficient is <0.995.
R	Calibration RRF was <0.05.	%R for calibration is not within control limits.
B	Presumed contamination as indicated by the preparation (method) blank results.	Presumed contamination as indicated by the preparation (method) or calibration blank results.
L	Laboratory Blank Spike/Blank Spike Duplicate %R was not within control limits.	Laboratory Control Sample %R was not within control limits.
Q	MS/MSD recovery was poor or RPD high.	MS recovery was poor.
E	Not applicable.	Duplicates showed poor agreement.
I	Internal standard performance was unsatisfactory.	ICP ICS results were unsatisfactory.
A	Not applicable.	ICP Serial Dilution %D were not within control limits.
M	Tuning (BFB or DFTPP) was noncompliant.	Not applicable.
T	Presumed contamination as indicated by the trip blank results.	Not applicable.
+	False positive – reported compound was not present.	Not applicable.
-	False negative – compound was present but not reported.	Not applicable.
F	Presumed contamination as indicated by the FB or ER results.	Presumed contamination as indicated by the FB or ER results.
\$	Reported result or other information was incorrect.	Reported result or other information was incorrect.
?	TIC identity or reported retention time has been changed.	Not applicable.

Qualification Code Reference Table Cont.

D	The analysis with this flag should not be used because another more technically sound analysis is available.	The analysis with this flag should not be used because another more technically sound analysis is available.
P	Instrument performance for pesticides was poor.	Post Digestion Spike recovery was not within control limits.
DNQ	The reported result is above the method detection limit but is less than the reporting limit.	The reported result is above the method detection limit but is less than the reporting limit.
*II, *III	Unusual problems found with the data that have been described in Section II, "Sample Management," or Section III, "Method Analyses." The number following the asterisk (*) will indicate the report section where a description of the problem can be found.	Unusual problems found with the data that have been described in Section II, "Sample Management," or Section III, "Method Analyses." The number following the asterisk (*) will indicate the report section where a description of the problem can be found.

III. Method Analyses

A. EPA METHOD 1613—Dioxin/Furans

Reviewed By: E. Wessling

Date Reviewed: 10/21/2007

The sample listed in Table 1 for this analysis was validated based on the guidelines outlined in the *MEC^X Data Validation Procedure for Dioxins and Furans (DVP-19, Rev. 0)*, *USEPA Method 1613*, and the *National Functional Guidelines Chlorinated Dioxin/Furan Data Review (8/02)*.

- Holding Times: Extraction and analytical holding times were met. The water sample was extracted and analyzed within one year of collection.
- Instrument Performance: Instrument performance criteria were met. Following are findings associated with instrument performance.
 - GC Column Performance: A Windows Defining Mix (WDM) containing the first and last eluting congeners of each descriptor and isomer specificity compounds was not analyzed prior to the initial calibration sequence or at the beginning of each analytical sequence; however, the first and last eluting congeners and isomer specificity compounds were added to the midpoint of the initial calibration and to the continuing calibration standards. No adverse affect was observed with this practice. The GC column performance in the calibrations was acceptable, with the height of the valley between the closely eluting isomers and 2,3,7,8-TCDD reported as less than 25%.
 - Mass Spectrometer Performance: The mass spectrometer performance was acceptable with the static resolving power greater than 10,000.
- Calibration: Calibration criteria were met.
 - Initial Calibration: Initial calibration criteria were met. The initial calibration was acceptable with %RSDs $\leq 20\%$ for the 16 native compounds (calibration by isotope dilution) and $\leq 35\%$ for the one native and all labeled compounds (calibration by internal standard). The relative retention times and ion abundance ratios were within the Method 1613 QC limits for all standards.
 - Continuing Calibration: Calibration verification (VER) consisted of a mid-level standard (CS3) analyzed at the beginning of each analytical sequence. The VERs were acceptable with the concentrations within the acceptance criteria listed in Table 6 of EPA Method 1613. The ion abundance ratios and relative retention times were within the method QC limits.

- Blanks: The method blank had a detect for OCDD above the EDL. The concentration reported in sample Outfall 006 was less than five times the concentration reported in the method blank; therefore, the sample detect was qualified as a nondetect, “U,” at the level of contamination. No further qualifications were required.
- Blank Spikes and Laboratory Control Samples: Recoveries were within the acceptance criteria listed in Table 6 of Method 1613.
- Field QC Samples: Field QC samples were evaluated, and if necessary, qualified based on method blanks and other laboratory QC results affecting the usability of the field QC data. Any remaining detects were used to evaluate the associated site samples. Following are findings associated with field QC samples:
 - Field Blanks and Equipment Rinsates: This SDG had no identified field blank or equipment rinsate samples.
 - Field Duplicates: There were no field duplicate samples identified for this SDG.
- Internal Standards Performance: The labeled standard recoveries were within the acceptance criteria listed in Table 7 of Method 1613.
- Compound Identification: Compound identification was verified. The laboratory analyzed for polychlorinated dioxins/furans by EPA Method 1613.
- Compound Quantification and Reported Detection Limits: Compound quantitation was verified by recalculating any sample detects and a representative number of blank spike concentrations. The laboratory calculated and reported compound-specific detection limits. Nondetects are valid to the estimated detection limit (EDL). No target compounds were detected in the site sample.

B. EPA METHODS 7470A—Mercury

Reviewed By: P. Meeks

Date Reviewed: October 21, 2007

The sample listed in Table 1 for this analysis was validated based on the guidelines outlined in the *MEC^X Data Validation Procedure for Metals (DVP-5, Rev. 0 and DVP-21, Rev. 0)*, *EPA Method 245.1*, and the *National Functional Guidelines for Inorganic Data Review (2/94)*.

- Holding Times: The analytical holding time, 28 days for mercury, was met.
- Tuning: As mercury was not analyzed by 6020, mass spectrometer tuning is not applicable.

- Calibration: Calibration criteria were met. Mercury initial calibration r^2 values were ≥ 0.995 and all initial and continuing calibration recoveries were within 85-115%. The low-level mercury IPC was recovered at 54%; therefore, mercury in Outfall 006 was qualified as estimated, "J," for detected total mercury and, "UJ," for nondetected dissolved mercury.
- Blanks: There were no applicable detects in the method blanks or CCBs.
- Interference Check Samples: As mercury was not analyzed by 6020, the interference check sample is not applicable.
- Blank Spikes and Laboratory Control Samples: The recoveries were within laboratory-established QC limits.
- Laboratory Duplicates: No laboratory duplicate analyses were performed.
- Matrix Spike/Matrix Spike Duplicate: No MS/MSD analyses were performed on the sample in this SDG. Method accuracy was evaluated based on LCS results.
- Serial Dilution: No serial dilution analyses were performed.
- Internal Standards Performance: As mercury was not analyzed by 6020, internal standard performance is not applicable.
- Sample Result Verification: Calculations were verified and the sample results reported on the sample result summary were verified against the raw data. No transcription errors or calculation errors were noted. Detects reported below the reporting limit were qualified as estimated and coded with "DNQ," in order to comply with the NPDES permit. Reported nondetects are valid to the MDL.
- Field QC Samples: Field QC samples were evaluated, and if necessary, qualified based on method blanks and other laboratory QC results affecting the usability of the field QC data. Any remaining detects were used to evaluate the associated site samples. Following are findings associated with field QC samples:
 - Field Blanks and Equipment Rinsates: This SDG had no identified field blank or equipment rinsate samples.
 - Field Duplicates: There were no field duplicate samples identified for this SDG.

C. EPA METHODS 901.1, 905.0—Radionuclides

Reviewed By: P. Meeks

Date Reviewed: October 21, 2007

The sample listed in Table 1 for these analyses were validated based on the guidelines outlined in the *EPA Method 900.0* and the *National Functional Guidelines for Inorganic Data Review (2/94)*.

- Holding Times: The analytical holding time, five days for unpreserved samples, was exceeded by one day. Gross beta reported in the sample was qualified as estimated, "J."
- Calibration: The laboratory calibration information included the standard certificates and applicable preparation/dilutions logs for NIST-traceability. Initial calibrations for gross beta were checked. The detector efficiency was above 20%. All other initial calibration and calibration verification information was acceptable.
- Blanks: Gross beta was not reported above the MDA in the method blank.
- Blank Spikes and Laboratory Control Samples: The recovery was within laboratory-established control limits of 113-120%.
- Laboratory Duplicates: No duplicate analysis was performed for the sample in this SDG.
- Matrix Spike/Matrix Spike Duplicate: No MS/MSD analyses were performed for the sample in this SDG. Method accuracy was evaluated based on LCS results.
- Sample Result Verification: An EPA Level IV review was performed for the sample in this data package. The sample result and MDA reported on the sample result form were verified against the raw data and no calculation or transcription errors were noted. Reported nondetects are valid to the MDA.
- Field QC Samples: Field QC samples were evaluated, and if necessary, qualified based on method blanks and other laboratory QC results affecting the usability of the field QC data. Any remaining detects were used to evaluate the associated site samples. Following are findings associated with field QC samples:
 - Field Blanks and Equipment Rinsates: This SDG had no identified field blank or equipment rinsate samples.
 - Field Duplicates: There were no field duplicate samples identified for this SDG.

D. VARIOUS EPA METHODS—General Minerals

Reviewed By: P. Meeks

Date Reviewed: October 21, 2007

The sample listed in Table 1 for this analysis was validated based on the guidelines outlined in the *MEC^X Data Validation Procedure for General Minerals (DVP-6, Rev. 0)*, *EPA Methods 160.2 and 314.0*, and the *National Functional Guidelines for Inorganic Data Review (2/94)*.

- Holding Times: The analytical holding times, 7 days for TSS and 28 days for perchlorate, were met.
- Calibration: Calibration criteria were met. Perchlorate initial calibration r^2 values were ≥ 0.995 and all initial and continuing calibration, ICCS, and IPC recoveries were within 90-110%. The IPC-MA was recovered within 85-115%.
- Blanks: Method blanks and CCBs had no detects.
- Blank Spikes and Laboratory Control Samples: Recoveries were within laboratory-established QC limits.
- Laboratory Duplicates: No laboratory duplicate analyses were performed.
- Matrix Spike/Matrix Spike Duplicate: No MS/MSD analyses were performed on the sample in this SDG. Method accuracy was evaluated based on LCS results.
- Sample Result Verification: Calculations were verified and the sample results reported on the sample result summary were verified against the raw data. No transcription errors or calculation errors were noted. Reported nondetects are valid to the reporting limit.
- Field QC Samples: Field QC samples were evaluated, and if necessary, qualified based on method blanks and other laboratory QC results affecting the usability of the field QC data. Any remaining detects were used to evaluate the associated site samples. Following are findings associated with field QC samples:
 - Field Blanks and Equipment Rinsates: This SDG had no identified field blank or equipment rinsate samples.
 - Field Duplicates: There were no field duplicate samples identified for this SDG.

Sample ID: **IQI2056-01** *Outfall 006* EPA Method 1613

Client Data		Sample Data		Laboratory Data			
Name:	TestAmerica	Matrix:	Aqueous	Lab Sample:	29587-001	Date Received:	25-Sep-07
Project:	IQI2056	Sample Size:	1.00 L	QC Batch No.:	9453	Date Extracted:	6-Oct-07
Date Collected:	22-Sep-07			Date Analyzed DB-5:	9-Oct-07	Date Analyzed DB-225:	NA
Time Collected:	1230						

Analyte	Conc. (ug/L)	DL ^a	EMPC ^b	Qualifiers	Labeled Standard	%R	LCL-UCL ^d	Qualifiers
2,3,7,8-TCDD	ND	u	0.000000861		IS 13C-2,3,7,8-TCDD	89.2	25 - 164	
1,2,3,7,8-PeCDD	ND		0.00000115		13C-1,2,3,7,8-PeCDD	92.0	25 - 181	
1,2,3,4,7,8-HxCDD	ND		0.00000410		13C-1,2,3,4,7,8-HxCDD	79.8	32 - 141	
1,2,3,6,7,8-HxCDD	ND		0.00000166		13C-1,2,3,6,7,8-HxCDD	79.5	28 - 130	
1,2,3,7,8,9-HxCDD	ND		0.00000161		13C-1,2,3,4,6,7,8-HpCDD	78.1	23 - 140	
1,2,3,4,6,7,8-HpCDD	ND		0.00000382		13C-OCDD	67.9	17 - 157	
OCDD	0.0000540	u		B	13C-2,3,7,8-TCDF	89.3	24 - 169	
2,3,7,8-TCDF	ND	u	0.00000121		13C-1,2,3,7,8-PeCDF	93.4	24 - 185	
1,2,3,7,8-PeCDF	ND		0.00000121		13C-2,3,4,7,8-PeCDF	91.2	21 - 178	
2,3,4,7,8-PeCDF	ND		0.00000125		13C-1,2,3,4,7,8-HxCDF	72.3	26 - 152	
1,2,3,4,7,8-HxCDF	ND		0.00000168		13C-1,2,3,6,7,8-HxCDF	69.8	26 - 123	
1,2,3,6,7,8-HxCDF	ND		0.00000164		13C-2,3,4,6,7,8-HxCDF	67.8	28 - 136	
2,3,4,6,7,8-HxCDF	ND		0.00000195		13C-1,2,3,7,8,9-HxCDF	69.1	29 - 147	
1,2,3,7,8,9-HxCDF	ND		0.00000262		13C-1,2,3,4,6,7,8-HpCDF	67.1	28 - 143	
1,2,3,4,6,7,8-HpCDF	ND		0.00000347		13C-1,2,3,4,7,8,9-HpCDF	72.5	26 - 138	
1,2,3,4,7,8,9-HpCDF	ND		0.00000356		13C-OCDF	65.0	17 - 157	
OCDF	ND		0.00000494		CRS 37Cl-2,3,7,8-TCDD	94.3	35 - 197	

Totals				Footnotes			
Total TCDD	ND	u	0.000000861	a. Sample specific estimated detection limit.			
Total PeCDD	ND		0.00000115	b. Estimated maximum possible concentration.			
Total HxCDD	ND		0.00000246	c. Method detection limit.			
Total HpCDD	ND		0.00000382	d. Lower control limit - upper control limit.			
Total TCDF	ND		0.00000121				
Total PeCDF	ND		0.00000123				
Total HxCDF	ND		0.00000197				
Total HpCDF	ND		0.00000352				

Analyst: JMH

Level IV

Approved By: William J. Luksemburg 09-Oct-2007 13:04



Weck Laboratories, Inc.
 14859 E. Clark Ave.
 Industry, CA 91745
 Phone 626.336.2139 Fax 626.336.2634

TestAmerica, Inc. - Irvine
 17461 Derian Ave, Suite 100
 Irvine CA, 92614

Report ID: 7092406
 Project ID: IQI2056

Date Received: 09/24/07 09:00
 Date Reported: 09/28/07 15:37

OUTFALL 006

IQI2056-01 7092406-01 (Water)

Date Sampled: 09/22/07 12:30

Metals by EPA 200 Series Methods

Analyte	Result	MDL	Units	Reporting Limit	Dilution Factor	Method	Batch Number	Date Prepared	Date Analyzed	Data Qualifiers
Mercury, Dissolved	ND	0.025	ug/l	0.10	1	EPA 245.1	W7I1160	09/27/07	09/27/07	jip
Mercury, Total	0.027	0.025	ug/l	0.10	1	EPA 245.1	W7I1160	09/27/07	09/27/07	jip

UJ/R
 J/DNQR

LEVEL IV

Eberline Services

ANALYSIS RESULTS

SDG <u>8670</u>	Client <u>TA IRVINE</u>
Work Order <u>R709146-01</u>	Contract <u>PROJECT# IQI2056</u>
Received Date <u>09/25/07</u>	Matrix <u>WATER</u>

OUTFALL 006

Client	Lab	Sample ID	Collected	Analyzed	Nuclide	Results ± 2σ	Units	MDA		
		IQI2056-01	J/H	8670-001	09/22/07	10/01/07	Gross Beta	13.0 ± 2.0	pCi/L	2.3

LEVEL IV

Certified by <u>Mel's Mani</u>
Report Date <u>10/02/07</u>
Page 1

TestAmerica

THE LEADER IN ENVIRONMENTAL TESTING

MWH-Pasadena/Boeing
 618 Michillinda Avenue, Suite 200
 Arcadia, CA 91007
 Attention: Bronwyn Kelly

Project ID: Routine Outfall 006

Report Number: IQI2056

Sampled: 09/22/07
 Received: 09/22/07

INORGANICS

Analyte	Method	Batch	MDL Limit	Reporting Limit	Sample Result	Dilution Factor	Date Extracted	Date Analyzed	Data Qualifiers
Sample ID: IQI2056-01 (Outfall 006 - Water) - cont.									
Reporting Units: mg/l									
Chloride	EPA 300.0	7I24057	2.5	5.0	62	10	09/24/07	09/24/07	
Nitrate/Nitrite-N	EPA 300.0	7I24057	0.15	0.26	2.5	1	09/24/07	09/24/07	
Oil & Grease	EPA 413.1	7I25056	1.1	4.7	ND	1	09/25/07	09/25/07	
Sulfate	EPA 300.0	7I24057	0.20	0.50	23	1	09/24/07	09/24/07	
Total Dissolved Solids	SM2540C	7I27118	10	10	320	1	09/27/07	09/27/07	
Total Suspended Solids	EPA 160.2	7I25131	10	10	26	1	09/25/07	09/25/07	

Sample ID: IQI2056-01 (Outfall 006 - Water)

Reporting Units: ug/l

Perchlorate	EPA 314.0	7J03062	1.5	4.0	ND	1	10/03/07	10/03/07	
-------------	-----------	---------	-----	-----	----	---	----------	----------	--

* Analysis not validated

LEVEL IV

TestAmerica - Irvine, CA

Joseph Doak
 Project Manager

The results pertain only to the samples tested in the laboratory. This report shall not be reproduced, except in full, without written permission from TestAmerica.

IQI2056 <Page 4 of 15>

APPENDIX G

Section 8

Outfall 006, September 22, 2007

Test America Analytical Laboratory Report

LABORATORY REPORT

Prepared For: MWH-Pasadena/Boeing
618 Michillinda Avenue, Suite 200
Arcadia, CA 91007
Attention: Bronwyn Kelly

Project: Routine Outfall 006

Sampled: 09/22/07
Received: 09/22/07
Issued: 10/16/07 09:33

NELAP #01108CA California ELAP#1197 CSDLAC #10256

The results listed within this Laboratory Report pertain only to the samples tested in the laboratory. The analyses contained in this report were performed in accordance with the applicable certifications as noted. All soil samples are reported on a wet weight basis unless otherwise noted in the report. This Laboratory Report is confidential and is intended for the sole use of TestAmerica and its client. This report shall not be reproduced, except in full, without written permission from TestAmerica. The Chain of Custody, 1 page, is included and is an integral part of this report.

This entire report was reviewed and approved for release.

SAMPLE CROSS REFERENCE


SUBCONTRACTED: Refer to the last page for specific subcontract laboratory information included in this report.

LABORATORY ID
IQI2056-01

CLIENT ID
Outfall 006

MATRIX
Water

Reviewed By:



TestAmerica - Irvine, CA

Joseph Doak
Project Manager

MWH-Pasadena/Boeing
618 Michillinda Avenue, Suite 200
Arcadia, CA 91007
Attention: Bronwyn Kelly

Project ID: Routine Outfall 006

Report Number: IQI2056

Sampled: 09/22/07

Received: 09/22/07

METALS

Analyte	Method	Batch	MDL Limit	Reporting Limit	Sample Result	Dilution Factor	Date Extracted	Date Analyzed	Data Qualifiers
Sample ID: IQI2056-01 (Outfall 006 - Water)									
Reporting Units: ug/l									
Antimony	EPA 200.8	7125136	0.20	2.0	0.60	1	09/25/07	09/26/07	Ja
Cadmium	EPA 200.8	7125136	0.11	1.0	0.27	1	09/25/07	09/26/07	Ja
Copper	EPA 200.8	7125136	0.75	2.0	5.9	1	09/25/07	09/26/07	
Lead	EPA 200.8	7125136	0.10	1.0	1.3	1	09/25/07	09/26/07	
Thallium	EPA 200.8	7125136	0.15	1.0	ND	1	09/25/07	09/26/07	

TestAmerica - Irvine, CA

Joseph Doak
Project Manager

The results pertain only to the samples tested in the laboratory. This report shall not be reproduced, except in full, without written permission from TestAmerica.

IQI2056 <Page 2 of 15>

NPDES-341

MWH-Pasadena/Boeing
618 Michillinda Avenue, Suite 200
Arcadia, CA 91007
Attention: Bronwyn Kelly

Project ID: Routine Outfall 006

Report Number: IQI2056

Sampled: 09/22/07

Received: 09/22/07

DISSOLVED METALS

Analyte	Method	Batch	MDL Limit	Reporting Limit	Sample Result	Dilution Factor	Date Extracted	Date Analyzed	Data Qualifiers
Sample ID: IQI2056-01 (Outfall 006 - Water) - cont.									
Reporting Units: ug/l									
Antimony	EPA 200.8-Diss	7124137	0.20	2.0	0.59	1	09/24/07	09/25/07	Ja
Cadmium	EPA 200.8-Diss	7124137	0.11	1.0	0.18	1	09/24/07	09/25/07	Ja
Copper	EPA 200.8-Diss	7124137	0.75	2.0	4.3	1	09/24/07	09/25/07	
Lead	EPA 200.8-Diss	7124137	0.10	1.0	0.13	1	09/24/07	09/25/07	Ja
Thallium	EPA 200.8-Diss	7124137	0.15	1.0	ND	1	09/24/07	09/25/07	

TestAmerica - Irvine, CA

Joseph Doak
Project Manager

The results pertain only to the samples tested in the laboratory. This report shall not be reproduced, except in full, without written permission from TestAmerica.

IQI2056 <Page 3 of 15>

NPDES-342

MWH-Pasadena/Boeing
 618 Michillinda Avenue, Suite 200
 Arcadia, CA 91007
 Attention: Bronwyn Kelly

Project ID: Routine Outfall 006

Report Number: IQI2056

Sampled: 09/22/07

Received: 09/22/07

INORGANICS

Analyte	Method	Batch	MDL Limit	Reporting Limit	Sample Result	Dilution Factor	Date Extracted	Date Analyzed	Data Qualifiers
Sample ID: IQI2056-01 (Outfall 006 - Water) - cont.									
Reporting Units: mg/l									
Chloride	EPA 300.0	7I24057	2.5	5.0	62	10	09/24/07	09/24/07	
Nitrate/Nitrite-N	EPA 300.0	7I24057	0.15	0.26	2.5	1	09/24/07	09/24/07	
Oil & Grease	EPA 413.1	7I25056	1.1	4.7	ND	1	09/25/07	09/25/07	
Sulfate	EPA 300.0	7I24057	0.20	0.50	23	1	09/24/07	09/24/07	
Total Dissolved Solids	SM2540C	7I27118	10	10	320	1	09/27/07	09/27/07	
Total Suspended Solids	EPA 160.2	7I25131	10	10	26	1	09/25/07	09/25/07	
Sample ID: IQI2056-01 (Outfall 006 - Water)									
Reporting Units: ug/l									
Perchlorate	EPA 314.0	7J03062	1.5	4.0	ND	1	10/03/07	10/03/07	

TestAmerica - Irvine, CA

Joseph Doak
 Project Manager

The results pertain only to the samples tested in the laboratory. This report shall not be reproduced, except in full, without written permission from TestAmerica.

IQI2056 <Page 4 of 15>

NPDES-343

MWH-Pasadena/Boeing
618 Michillinda Avenue, Suite 200
Arcadia, CA 91007
Attention: Bronwyn Kelly

Project ID: Routine Outfall 006

Report Number: IQI2056

Sampled: 09/22/07

Received: 09/22/07

Metals by EPA 200 Series Methods

Analyte	Method	Batch	MDL Limit	Reporting Limit	Sample Result	Dilution Factor	Date Extracted	Date Analyzed	Data Qualifiers
Sample ID: IQI2056-01 (Outfall 006 - Water) - cont.									
Reporting Units: ug/l									
Mercury, Dissolved	EPA 245.1	W7I1160	0.025	0.10	ND	1	09/27/07	09/27/07	
Mercury, Total	EPA 245.1	W7I1160	0.025	0.10	0.027	1	09/27/07	09/27/07	J

TestAmerica - Irvine, CA

Joseph Doak
Project Manager

The results pertain only to the samples tested in the laboratory. This report shall not be reproduced, except in full, without written permission from TestAmerica.

IQI2056 <Page 5 of 15>

NPDES-344

MWH-Pasadena/Boeing
618 Michillinda Avenue, Suite 200
Arcadia, CA 91007
Attention: Bronwyn Kelly

Project ID: Routine Outfall 006

Report Number: IQI2056

Sampled: 09/22/07

Received: 09/22/07

SHORT HOLD TIME DETAIL REPORT

	Hold Time (in days)	Date/Time Sampled	Date/Time Received	Date/Time Extracted	Date/Time Analyzed
Sample ID: Outfall 006 (IQI2056-01) - Water EPA 300.0	2	09/22/2007 12:30	09/22/2007 16:05	09/24/2007 07:00	09/24/2007 09:59

TestAmerica - Irvine, CA

Joseph Doak
Project Manager

The results pertain only to the samples tested in the laboratory. This report shall not be reproduced, except in full, without written permission from TestAmerica.

IQI2056 <Page 6 of 15>

NPDES-345

MWH-Pasadena/Boeing
 618 Michillinda Avenue, Suite 200
 Arcadia, CA 91007
 Attention: Bronwyn Kelly

Project ID: Routine Outfall 006
 Report Number: IQI2056

Sampled: 09/22/07
 Received: 09/22/07

METHOD BLANK/QC DATA

METALS

Analyte	Result	Reporting Limit	MDL	Units	Spike Level	Source Result	%REC %REC	Limit	RPD	RPD Limit	Data Qualifiers
Batch: 7125136 Extracted: 09/25/07											
Blank Analyzed: 09/26/2007 (7125136-BLK1)											
Antimony	ND	2.0	0.20	ug/l							
Cadmium	ND	1.0	0.11	ug/l							
Copper	ND	2.0	0.75	ug/l							
Lead	ND	1.0	0.10	ug/l							
Thallium	ND	1.0	0.15	ug/l							
LCS Analyzed: 09/26/2007 (7125136-BS1)											
Antimony	83.2	2.0	0.20	ug/l	80.0		104	85-115			
Cadmium	81.4	1.0	0.11	ug/l	80.0		102	85-115			
Copper	83.8	2.0	0.75	ug/l	80.0		105	85-115			
Lead	80.5	1.0	0.10	ug/l	80.0		101	85-115			
Thallium	84.6	1.0	0.15	ug/l	80.0		106	85-115			
Matrix Spike Analyzed: 09/26/2007 (7125136-MS1) Source: IQI2053-01											
Antimony	83.3	2.0	0.20	ug/l	80.0	0.569	103	70-130			
Cadmium	78.0	1.0	0.11	ug/l	80.0	ND	98	70-130			
Copper	80.0	2.0	0.75	ug/l	80.0	ND	100	70-130			
Lead	76.1	1.0	0.10	ug/l	80.0	ND	95	70-130			
Thallium	80.4	1.0	0.15	ug/l	80.0	ND	100	70-130			
Matrix Spike Analyzed: 09/26/2007 (7125136-MS2) Source: IQI1869-04											
Antimony	81.3	2.0	0.20	ug/l	80.0	0.881	101	70-130			
Cadmium	73.3	1.0	0.11	ug/l	80.0	ND	92	70-130			
Copper	82.3	2.0	0.75	ug/l	80.0	5.95	95	70-130			
Lead	70.4	1.0	0.10	ug/l	80.0	0.706	87	70-130			
Thallium	70.7	1.0	0.15	ug/l	80.0	ND	88	70-130			
Matrix Spike Dup Analyzed: 09/26/2007 (7125136-MSD1) Source: IQI2053-01											
Antimony	82.0	2.0	0.20	ug/l	80.0	0.569	102	70-130	2	20	
Cadmium	77.3	1.0	0.11	ug/l	80.0	ND	97	70-130	1	20	
Copper	78.7	2.0	0.75	ug/l	80.0	ND	98	70-130	2	20	
Lead	73.0	1.0	0.10	ug/l	80.0	ND	91	70-130	4	20	
Thallium	77.8	1.0	0.15	ug/l	80.0	ND	97	70-130	3	20	

TestAmerica - Irvine, CA

Joseph Doak
 Project Manager

The results pertain only to the samples tested in the laboratory. This report shall not be reproduced, except in full, without written permission from TestAmerica.

MWH-Pasadena/Boeing
 618 Michillinda Avenue, Suite 200
 Arcadia, CA 91007
 Attention: Bronwyn Kelly

Project ID: Routine Outfall 006

Report Number: IQI2056

Sampled: 09/22/07

Received: 09/22/07

METHOD BLANK/QC DATA

DISSOLVED METALS

Analyte	Result	Reporting Limit	MDL	Units	Spike Level	Source Result	%REC %REC	Limit	RPD	RPD Limit	Data Qualifiers
Batch: 7I24137 Extracted: 09/24/07											
Blank Analyzed: 09/25/2007 (7I24137-BLK1)											
Antimony	ND	2.0	0.20	ug/l							
Cadmium	ND	1.0	0.11	ug/l							
Copper	ND	2.0	0.75	ug/l							
Lead	ND	1.0	0.10	ug/l							
Thallium	ND	1.0	0.15	ug/l							
LCS Analyzed: 09/25/2007 (7I24137-BS1)											
Antimony	85.3	2.0	0.20	ug/l	80.0		107	85-115			
Cadmium	87.6	1.0	0.11	ug/l	80.0		110	85-115			
Copper	78.2	2.0	0.75	ug/l	80.0		98	85-115			
Lead	81.2	1.0	0.10	ug/l	80.0		102	85-115			
Thallium	80.8	1.0	0.15	ug/l	80.0		101	85-115			
Matrix Spike Analyzed: 09/25/2007 (7I24137-MS1) Source: IQI2053-01											
Antimony	88.1	2.0	0.20	ug/l	80.0	0.630	109	70-130			
Cadmium	83.8	1.0	0.11	ug/l	80.0	ND	105	70-130			
Copper	76.1	2.0	0.75	ug/l	80.0	ND	95	70-130			
Lead	80.5	1.0	0.10	ug/l	80.0	0.157	100	70-130			
Thallium	79.5	1.0	0.15	ug/l	80.0	ND	99	70-130			
Matrix Spike Dup Analyzed: 09/25/2007 (7I24137-MSD1) Source: IQI2053-01											
Antimony	88.4	2.0	0.20	ug/l	80.0	0.630	110	70-130	0	20	
Cadmium	83.0	1.0	0.11	ug/l	80.0	ND	104	70-130	1	20	
Copper	75.5	2.0	0.75	ug/l	80.0	ND	94	70-130	1	20	
Lead	80.1	1.0	0.10	ug/l	80.0	0.157	100	70-130	1	20	
Thallium	79.4	1.0	0.15	ug/l	80.0	ND	99	70-130	0	20	

TestAmerica - Irvine, CA

Joseph Doak
 Project Manager

MWH-Pasadena/Boeing
 618 Michillinda Avenue, Suite 200
 Arcadia, CA 91007
 Attention: Bronwyn Kelly

Project ID: Routine Outfall 006
 Report Number: IQI2056

Sampled: 09/22/07
 Received: 09/22/07

METHOD BLANK/QC DATA

INORGANICS

Analyte	Result	Reporting Limit	MDL	Units	Spike Level	Source Result	%REC %REC	Limits	RPD	RPD Limit	Data Qualifiers
Batch: 7I24057 Extracted: 09/24/07											
Blank Analyzed: 09/24/2007 (7I24057-BLK1)											
Chloride	ND	0.50	0.25	mg/l							
Nitrate/Nitrite-N	ND	0.26	0.15	mg/l							
Sulfate	ND	0.50	0.20	mg/l							
LCS Analyzed: 09/24/2007 (7I24057-BS1)											
Chloride	4.85	0.50	0.25	mg/l	5.00		97	90-110			
Sulfate	9.78	0.50	0.20	mg/l	10.0		98	90-110			
Matrix Spike Analyzed: 09/24/2007 (7I24057-MS1) Source: IQI2057-01											
Chloride	8.67	0.50	0.25	mg/l	5.00	4.37	86	80-120			
Sulfate	20.5	0.50	0.20	mg/l	10.0	11.3	92	80-120			
Matrix Spike Dup Analyzed: 09/24/2007 (7I24057-MSD1) Source: IQI2057-01											
Chloride	8.64	0.50	0.25	mg/l	5.00	4.37	85	80-120	0	20	
Sulfate	20.5	0.50	0.20	mg/l	10.0	11.3	92	80-120	0	20	
Batch: 7I25056 Extracted: 09/25/07											
Blank Analyzed: 09/25/2007 (7I25056-BLK1)											
Oil & Grease	ND	5.0	1.2	mg/l							
LCS Analyzed: 09/25/2007 (7I25056-BS1) MNR1											
Oil & Grease	20.2	5.0	1.2	mg/l	20.0		101	65-120			
LCS Dup Analyzed: 09/25/2007 (7I25056-BSD1)											
Oil & Grease	20.0	5.0	1.2	mg/l	20.0		100	65-120	1	20	

TestAmerica - Irvine, CA

Joseph Doak
 Project Manager

MWH-Pasadena/Boeing
 618 Michillinda Avenue, Suite 200
 Arcadia, CA 91007
 Attention: Bronwyn Kelly

Project ID: Routine Outfall 006
 Report Number: IQI2056

Sampled: 09/22/07
 Received: 09/22/07

METHOD BLANK/QC DATA

INORGANICS

Analyte	Result	Reporting Limit	MDL	Units	Spike Level	Source Result	%REC %REC	Limits	RPD	RPD Limit	Data Qualifiers
Batch: 7I25131 Extracted: 09/25/07											
Blank Analyzed: 09/25/2007 (7I25131-BLK1)											
Total Suspended Solids	ND	10	10	mg/l							
LCS Analyzed: 09/25/2007 (7I25131-BS1)											
Total Suspended Solids	1060	10	10	mg/l	1000		106	85-115			
Duplicate Analyzed: 09/25/2007 (7I25131-DUP1)											
Total Suspended Solids	30.0	10	10	mg/l		Source: IQI1885-01 28.0			7	10	
Batch: 7I27118 Extracted: 09/27/07											
Blank Analyzed: 09/27/2007 (7I27118-BLK1)											
Total Dissolved Solids	ND	10	10	mg/l							
LCS Analyzed: 09/27/2007 (7I27118-BS1)											
Total Dissolved Solids	998	10	10	mg/l	1000		100	90-110			
Duplicate Analyzed: 09/27/2007 (7I27118-DUP1)											
Total Dissolved Solids	589	10	10	mg/l		Source: IQI2053-01 588			0	10	
Batch: 7J03062 Extracted: 10/03/07											
Blank Analyzed: 10/03/2007 (7J03062-BLK1)											
Perchlorate	ND	4.0	1.5	ug/l							
LCS Analyzed: 10/03/2007 (7J03062-BS1)											
Perchlorate	51.7	4.0	1.5	ug/l	50.0		103	85-115			

TestAmerica - Irvine, CA

Joseph Doak
 Project Manager

The results pertain only to the samples tested in the laboratory. This report shall not be reproduced, except in full, without written permission from TestAmerica.

MWH-Pasadena/Boeing
 618 Michillinda Avenue, Suite 200
 Arcadia, CA 91007
 Attention: Bronwyn Kelly

Project ID: Routine Outfall 006

Report Number: IQI2056

Sampled: 09/22/07

Received: 09/22/07

METHOD BLANK/QC DATA

INORGANICS

Analyte	Result	Reporting Limit	MDL	Units	Spike Level	Source Result	%REC	%REC Limits	RPD	RPD Limit	Data Qualifiers
Batch: 7J03062 Extracted: 10/03/07											
Matrix Spike Analyzed: 10/03/2007 (7J03062-MS1)						Source: IQI2029-08					
Perchlorate	47.0	4.0	1.5	ug/l	50.0	ND	94	80-120			
Matrix Spike Dup Analyzed: 10/03/2007 (7J03062-MSD1)						Source: IQI2029-08					
Perchlorate	49.7	4.0	1.5	ug/l	50.0	ND	99	80-120	6	20	

TestAmerica - Irvine, CA

Joseph Doak
 Project Manager

The results pertain only to the samples tested in the laboratory. This report shall not be reproduced, except in full, without written permission from TestAmerica.

MWH-Pasadena/Boeing
 618 Michillinda Avenue, Suite 200
 Arcadia, CA 91007
 Attention: Bronwyn Kelly

Project ID: Routine Outfall 006

Report Number: IQI2056

Sampled: 09/22/07

Received: 09/22/07

METHOD BLANK/QC DATA

Metals by EPA 200 Series Methods

Analyte	Result	Reporting Limit	MDL	Units	Spike Level	Source Result	%REC	%REC Limits	RPD	RPD Limit	Data Qualifiers
Batch: W7I1160 Extracted: 09/27/07											
Blank Analyzed: 09/27/2007 (W7I1160-BLK1)											
Mercury, Dissolved	ND	0.10	0.025	ug/l							
Mercury, Total	ND	0.10	0.025	ug/l							
LCS Analyzed: 09/27/2007 (W7I1160-BS1)											
Mercury, Dissolved	1.05	0.10	0.025	ug/l	1.00		105	85-115			
Mercury, Total	1.05	0.10	0.025	ug/l	1.00		105	85-115			
Matrix Spike Analyzed: 09/27/2007 (W7I1160-MS1) Source: 7092457-10											
Mercury, Dissolved	1.07	0.10	0.025	ug/l	1.00	ND	107	70-130			
Mercury, Total	1.07	0.10	0.025	ug/l	1.00	ND	107	70-130			
Matrix Spike Analyzed: 09/27/2007 (W7I1160-MS2) Source: 7092457-11											
Mercury, Dissolved	1.04	0.10	0.025	ug/l	1.00	ND	104	70-130			
Mercury, Total	1.04	0.10	0.025	ug/l	1.00	ND	104	70-130			
Matrix Spike Dup Analyzed: 09/27/2007 (W7I1160-MSD1) Source: 7092457-10											
Mercury, Dissolved	1.05	0.10	0.025	ug/l	1.00	ND	105	70-130	2	20	
Mercury, Total	1.05	0.10	0.025	ug/l	1.00	ND	105	70-130	2	20	
Matrix Spike Dup Analyzed: 09/27/2007 (W7I1160-MSD2) Source: 7092457-11											
Mercury, Dissolved	1.04	0.10	0.025	ug/l	1.00	ND	104	70-130	0	20	
Mercury, Total	1.04	0.10	0.025	ug/l	1.00	ND	104	70-130	0	20	

TestAmerica - Irvine, CA

Joseph Doak
 Project Manager

The results pertain only to the samples tested in the laboratory. This report shall not be reproduced, except in full, without written permission from TestAmerica.

MWH-Pasadena/Boeing
 618 Michillinda Avenue, Suite 200
 Arcadia, CA 91007
 Attention: Bronwyn Kelly

Project ID: Routine Outfall 006

Report Number: IQI2056

Sampled: 09/22/07

Received: 09/22/07

Compliance Check

The results obtained from the analytical testing of this data set were checked against compliance limits received from the client. Any results at or above the compliance limits appear in bold on this page.

LabNumber	Analysis	Analyte	Units	Result	MRL	Compliance Limit
IQI2056-01	413.1 Oil and Grease	Oil & Grease	mg/l	0.66	4.7	15
IQI2056-01	Antimony-200.8	Antimony	ug/l	0.60	2.0	6.00
IQI2056-01	Antimony-200.8, Diss	Antimony	ug/l	0.59	2.0	6.00
IQI2056-01	Cadmium-200.8	Cadmium	ug/l	0.27	1.0	4.00
IQI2056-01	Cadmium-200.8, Diss	Cadmium	ug/l	0.18	1.0	4.00
IQI2056-01	Chloride - 300.0	Chloride	mg/l	62	5.0	150
IQI2056-01	Copper-200.8	Copper	ug/l	5.87	2.0	14
IQI2056-01	Copper-200.8, Diss	Copper	ug/l	4.33	2.0	14
IQI2056-01	Lead-200.8	Lead	ug/l	1.32	1.0	5.20
IQI2056-01	Lead-200.8, Diss	Lead	ug/l	0.13	1.0	5.20
IQI2056-01	Nitrogen, NO3+NO2 -N	Nitrate/Nitrite-N	mg/l	2.50	0.26	10.00
IQI2056-01	Sulfate-300.0	Sulfate	mg/l	23	0.50	250
IQI2056-01	TDS - SM 2540C	Total Dissolved Solids	mg/l	315	10	850
IQI2056-01	Thallium-200.8	Thallium	ug/l	0.071	1.0	2.00
IQI2056-01	Thallium-200.8, Diss	Thallium	ug/l	0	1.0	2.00

TestAmerica - Irvine, CA

Joseph Doak
 Project Manager

The results pertain only to the samples tested in the laboratory. This report shall not be reproduced, except in full, without written permission from TestAmerica.

MWH-Pasadena/Boeing
618 Michillinda Avenue, Suite 200
Arcadia, CA 91007
Attention: Bronwyn Kelly

Project ID: Routine Outfall 006

Report Number: IQI2056

Sampled: 09/22/07

Received: 09/22/07

DATA QUALIFIERS AND DEFINITIONS

- J** Detected but below the Reporting Limit; therefore, result is an estimated concentration (CLP J-Flag).
- Ja** Estimated value. Analyte detected at a level less than the Reporting Limit (RL) and greater than or equal to the Method Detection Limit (MDL). The user of this data should be aware that this data is of limited reliability.
- MNR1** There was no MS/MSD analyzed with this batch due to insufficient sample volume. See Blank Spike/Blank Spike Duplicate.
- ND** Analyte NOT DETECTED at or above the reporting limit or MDL, if MDL is specified.
- RPD** Relative Percent Difference

TestAmerica - Irvine, CA

Joseph Doak
Project Manager

The results pertain only to the samples tested in the laboratory. This report shall not be reproduced, except in full, without written permission from TestAmerica.

IQI2056 <Page 14 of 15>
NPDES-353

MWH-Pasadena/Boeing
618 Michillinda Avenue, Suite 200
Arcadia, CA 91007
Attention: Bronwyn Kelly

Project ID: Routine Outfall 006

Report Number: IQI2056

Sampled: 09/22/07

Received: 09/22/07

Certification Summary

TestAmerica - Irvine, CA

Method	Matrix	Nelac	California
EPA 160.2	Water	X	X
EPA 200.8-Diss	Water	X	X
EPA 200.8	Water	X	X
EPA 300.0	Water	X	X
EPA 314.0	Water	N/A	X
EPA 413.1	Water	X	X
SM2540C	Water	X	X

Nevada and NELAP provide analyte specific accreditations. Analyte specific information for TestAmerica may be obtained by contacting the laboratory or visiting our website at www.testamericainc.com

Subcontracted Laboratories

Eberline Services - SUB

2030 Wright Avenue - Richmond, CA 94804

Analysis Performed: Gross Beta
Samples: IQI2056-01

Analysis Performed: Radium, Combined
Samples: IQI2056-01

Analysis Performed: Strontium 90
Samples: IQI2056-01

Analysis Performed: Tritium
Samples: IQI2056-01

Vista Analytical *NELAC Cert #02102CA, California Cert #1640, Nevada Cert #CA-413*

1104 Windfield Way - El Dorado Hills, CA 95762

Analysis Performed: 1613-Dioxin-HR-Alta
Samples: IQI2056-01

Weck Laboratories, Inc

14859 E. Clark Avenue - City of Industry, CA 91745

Method Performed: EPA 245.1
Samples: IQI2056-01

TestAmerica - Irvine, CA

Joseph Doak
Project Manager

The results pertain only to the samples tested in the laboratory. This report shall not be reproduced, except in full, without written permission from TestAmerica.

IQI 2056

1672054

CHAIN OF CUSTODY FORM

Test America Version 04/28/06

Client Name/Address: MWH-Arcadia 618 Michillinda Avenue, Suite 200 Arcadia, CA 91007		Project: Boeing-SSFL NPDES Routine Outfall 006 Stormwater at FSDF-2		Phone Number: (626) 568-6691		Fax Number: (626) 568-6515									
Test America Contact: Nicholas Marz		Project Manager: Bronwyn Kelly		Sampler: R B M - 903											
Sample Description	Sample Matrix	Container Type	# of Cont.	Sampling Date/Time	Preservative	Bottle #	Total Recoverable Metals: Sb, Cd, Cu, Pb, Hg, Tl	TCCD (and all congeners)	Oil & Grease (EPA 413.1)	Cl-, SO4, NO3+NO2-N	TDS, TSS	Gross Alpha, Gross Beta, Tritium (906.0*), SR-90 (905) 226& 228	Total Dissolved Metals: Sb, Cd, Cu, Pb, Hg, Tl	Field readings: Temp = 54.4 pH = 7.02 Sample Collection Time = 12:30	Comments
Outfall 006	W	1L Poly	1	9-22-07 12:30	HNO3	1A	X								
Outfall 006-Dup	W	1L Poly	1		HNO3	1B	X								
Outfall 006	W	1L Amber	2		None	2A, 2B		X							
Outfall 006	W	1L Amber	2		HCl	3A, 3B			X						
Outfall 006	W	Poly-500 ml	2		None	4A, 4B				X					
Outfall 006	W	Poly-500 ml	2		None	5A, 5B					X				
Outfall 006	W	2.5 Gal Cube 40 ml Amber Voa	1		None	6A, 6B, 6C, 6D, 6E, 6F, 6G, 6H, 6I, 6J						X			unfiltered and unpreserved analysis
Outfall 006	W	Poly-1L	1	9-22-07 12:30	None	7							X		Filter w/in 24hr of receipt at lab
Relinquished By				9-22-07	Date/Time:	Received By				9/22/07	Date/Time:	Turn around Time: (check) 24 Hours _____ 5 Days _____			
Relinquished By				9/22/07	Date/Time:	Resealed By				9/22/07	Date/Time:	48 Hours _____ 10 Days _____			
Relinquished By				9/22/07	Date/Time:	Received By				9/22/07	Date/Time:	72 Hours _____ Normal _____			
					Date/Time:						Date/Time:	Perchlorate Only 72 Hours _____			
					Date/Time:						Date/Time:	Metals Only 72 Hours _____			
					Date/Time:						Date/Time:	Sample Integrity: (Check) _____ On Ice: _____			



October 2, 2007

Ms. Trupti Mistry
Project Manager
Test America, Inc.
17461 Derian Avenue, Suite 100
Irvine, CA 92614

Reference: Test America Project No. IQI2056
Eberline Services NELAP Cert #01120CA (exp. 01/31/08)
Eberline Services Report R709146-8670

Dear Ms. Mistry:

Enclosed are results from the analyses of one water sample received at Eberline Services on September 25, 2007. The sample was analyzed according to the accompanying Test America Subcontract Order Form. The requested analysis was gross beta (EPA900.0). The sample was not filtered prior to analysis. Quality control samples consisted of an LCS, blank analysis, duplicate analysis, and matrix spike. All QC sample results were within the limits defined in Eberline Services Quality Control Procedures Manual.

Please call me if you have any questions concerning this report.

Regards,

Melissa Mannion
Senior Program Manager

MCM/

Enclosure: Report
Subcontract Form
Receipt checklist

Analytical Services
2030 Wright Avenue
P.O. Box 4040
Richmond, California 94804-0040
(510) 235-2633 Fax (510) 235-0438
Toll Free (800) 841-5487
www.eberline.com **NPDES-356**om

Eberline Services

ANALYSIS RESULTS

SDG 8670
Work Order R709146-01
Received Date 09/25/07

Client TA IRVINE
Contract PROJECT# IQI2056
Matrix WATER

<u>Client</u>	<u>Lab</u>	<u>Collected</u>	<u>Analyzed</u>	<u>Nuclide</u>	<u>Results ± 2σ</u>	<u>Units</u>	<u>MDA</u>
<u>Sample ID</u>	<u>Sample ID</u>						
IQI2056-01	8670-001	09/22/07	10/01/07	Gross Beta	13.0 ± 2.0	pCi/L	2.3

Certified by Mel's Mann
Report Date 10/02/07
Page 1

Eberline Services

QC RESULTS

SDG <u>8670</u>	Client <u>TA IRVINE</u>
Work Order <u>R709146-01</u>	Contract <u>PROJECT# IQI2056</u>
Received Date <u>09/25/07</u>	Matrix <u>WATER</u>

Lab

Sample ID	Nuclide	Results	Units	Amount Added	MDA	Evaluation
<u>LCS</u>						
8669-002	Gross Beta	8.58 ± 0.69	pCi/Smpl	9.48	0.56	91% recovery
<u>BLANK</u>						
8669-003	Gross Beta	0.116 ± 0.46	pCi/Smpl	NA	0.76	<MDA

<u>DUPLICATES</u>				<u>ORIGINALS</u>			
Sample ID	Nuclide	Results ± 2σ	MDA	Sample ID	Results ± 2σ	MDA	RPD (Tot) Eval
8669-004	Gross Beta	476 ± 83	95	8669-001	426 ± 95	140	11 60 satis.

<u>SPIKED SAMPLE</u>				<u>ORIGINAL SAMPLE</u>			
Sample ID	Nuclide	Results ± 2σ	MDA	Sample ID	Results ± 2σ	MDA	Added %Recv
8669-005	Gross Beta	3580 ± 160	90	8669-001	426 ± 95	140	2920 108

Certified by <u>Melissa Mearns</u>
Report Date <u>10/02/07</u>
Page 2

SUBCONTRACT ORDER - PROJECT # IQI2056

8670

SENDING LABORATORY:
 TestAmerica - Irvine, CA
 17461 Derian Avenue, Suite 100
 Irvine, CA 92614
 Phone: (949) 261-1022
 Fax: (949) 260-3297
 Project Manager: Michele Chamberlin

RECEIVING LABORATORY:
 Eberline Services - SUB
 2030 Wright Avenue
 Richmond, CA 94804
 Phone : (510) 235-2633
 Fax: (510) 235-0438
 Project Location: California

Standard TAT is requested unless specific due date is requested. => Due Date: _____ Initials: _____

Analysis	Expiration	Comments
Sample ID: IQI2056-01	Water	Temp=64.4, pH=7.02
Gross Beta-O	03/20/08 12:30	DONT FILTER, 900.0, RESULT > 50 pCi/L, run Rad 226&228
Radium, Combined-O	09/21/08 12:30	HOLD for G A&B results; EPA 903.1&904.0, NO FILTER
Strontium 90-O	09/21/08 12:30	HOLD for Ra 226&228 results, EPA 905.0, DONT FILTER
Tritium-O	09/21/08 12:30	HOLD for Ra 226&228 results, EPA 906.0, DONT FILTER

Containers Supplied:

- ✓ 2.5 gal Poly (IQI2056-01N)
- ✓ 40 mL Amber Voa Vial (IQI2056-01O)
- ✓ 40 mL Amber Voa Vial (IQI2056-01P)
- ✓ 40 mL Amber Voa Vial (IQI2056-01Q)
- ✓ 40 mL Amber Voa Vial (IQI2056-01R)
- ✓ 40 mL Amber Voa Vial (IQI2056-01S)
- ✓ 40 mL Amber Voa Vial (IQI2056-01T)
- ✓ 40 mL Amber Voa Vial (IQI2056-01U)
- ✓ 40 mL Amber Voa Vial (IQI2056-01V)
- ✓ 40 mL Amber Voa Vial (IQI2056-01W)


SAMPLE INTEGRITY:

All containers intact: Yes No
 Sample labels/COC agree: Yes No
 Samples Received On Ice: Yes No
 Custody Seals Present: Yes No
 Samples Preserved Properly: Yes No
 Samples Received at (temp): _____

Released By: _____ Date: 09/24/07 Time: 17:00 Received By: _____ Date: 09/25/07 Time: _____

Released By: _____ Date: _____ Time: _____ Received By: _____ Date: _____ Time: _____

9/25/07



RICHMOND, CA LABORATORY

SAMPLE RECEIPT CHECKLIST

Client: TEST AMERICA City IRVINE State CA

Date/Time received 09/25/07 09:30 CoC No. 1012056

Container I.D. No. 1012056 Requested TAT (Days) _____ P.O. Received Yes [] No []

INSPECTION

1. Custody seals on shipping container intact? Yes [] No [] N/A [X]
2. Custody seals on shipping container dated & signed? Yes [] No [] N/A [X]
3. Custody seals on sample containers intact? Yes [] No [] N/A [X]
4. Custody seals on sample containers dated & signed? Yes [] No [] N/A [X]
5. Packing material is: Wet [] Dry [X]
6. Number of samples in shipping container: 1 Sample Matrix W
7. Number of containers per sample: 10 (Or see CoC _____)
8. Samples are in correct container Yes [X] No []
9. Paperwork agrees with samples? Yes [X] No []
10. Samples have: Tape [] Hazard labels [] Rad labels [] Appropriate sample labels [X]
11. Samples are: in good condition [X] Leaking [] Broken Container [] Missing []
12. Samples are: Preserved [] Not preserved [X] pH _____ Preservative _____
13. Describe any anomalies:

14. Was P.M. notified of any anomalies? Yes [] No [] Date _____
15. Inspected by [Signature] Date: 09/25/07 Time: 12:30

Customer Sample No.	cpm	mR/hr	Wide	Customer Sample No.	cpm	mR/hr	wide

Ion Chamber Ser. No. _____ Calibration date _____
 Alpha Meter Ser. No. _____ Calibration date _____
 Beta/Gamma Meter Ser. No. _____ Calibration date _____

October 09, 2007

Vista Project I.D.: 29587

Mr. Nicholas Marz
TestAmerica
17461 Derian Ave.
Suite 100
Irvine, CA 92614

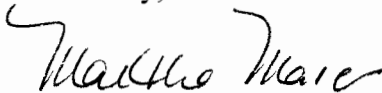
Dear Mr. Marz,

Enclosed are the results for the one aqueous sample received at Vista Analytical Laboratory on September 25, 2007 under your Project Name "IQI2056". This sample was extracted and analyzed using EPA Method 1613 for tetra-through-octa chlorinated dioxins and furans. A rush turnaround time was provided for this work.

The following report consists of a Sample Inventory (Section I), Analytical Results (Section II) and the Appendix, which contains the chain-of-custody, a list of data qualifiers and abbreviations, Vista's current certifications, and copies of the raw data (if requested).

Vista Analytical Laboratory is committed to serving you effectively. If you require additional information, please contact me at 916-673-1520 or by email at mmaier@vista-analytical.com. Thank you for choosing Vista as part of your analytical support team.

Sincerely,



Martha M. Maier
Laboratory Director



Vista Analytical Laboratory certifies that the report herein meets all the requirements set forth by NELAC for those applicable test methods. Results relate only to the samples as received by the laboratory. This report should not be reproduced except in full without the written approval of Vista Analytical Laboratory.



Section I: Sample Inventory Report

Date Received: 9/25/2007

Vista Lab. ID

Client Sample ID

29587-001

IQI2056-01

SECTION II

Method Blank					EPA Method 1613				
Matrix:	Aqueous	QC Batch No.:	9453	Lab Sample:	0-MB001	Date Analyzed DB-5:	9-Oct-07	Date Analyzed DB-225:	NA
Sample Size:	1.00 L	Date Extracted:	6-Oct-07						
Analyte	Conc. (ug/L)	DL ^a	EMPC ^b	Qualifiers	Labeled Standard	%R	LCL-UCL ^d	Qualifiers	
2,3,7,8-TCDD	ND	0.000000567			IS 13C-2,3,7,8-TCDD	100	25 - 164		
1,2,3,7,8-PeCDD	ND	0.000000789			13C-1,2,3,7,8-PeCDD	108	25 - 181		
1,2,3,4,7,8-HxCDD	ND	0.00000150			13C-1,2,3,4,7,8-HxCDD	99.0	32 - 141		
1,2,3,6,7,8-HxCDD	ND	0.000000769			13C-1,2,3,6,7,8-HxCDD	96.9	28 - 130		
1,2,3,7,8,9-HxCDD	ND	0.000000741			13C-1,2,3,4,6,7,8-HpCDD	101	23 - 140		
1,2,3,4,6,7,8-HpCDD	ND	0.00000168			13C-OCDD	83.7	17 - 157		
OCDD	0.0000168			J	13C-2,3,7,8-TCDF	106	24 - 169		
2,3,7,8-TCDF	ND	0.000000781			13C-1,2,3,7,8-PeCDF	112	24 - 185		
1,2,3,7,8-PeCDF	ND	0.000000768			13C-2,3,4,7,8-PeCDF	116	21 - 178		
2,3,4,7,8-PeCDF	ND	0.000000724			13C-1,2,3,4,7,8-HxCDF	87.6	26 - 152		
1,2,3,4,7,8-HxCDF	ND	0.00000102			13C-1,2,3,6,7,8-HxCDF	83.5	26 - 123		
1,2,3,6,7,8-HxCDF	ND	0.000000993			13C-2,3,4,6,7,8-HxCDF	86.7	28 - 136		
2,3,4,6,7,8-HxCDF	ND	0.00000106			13C-1,2,3,7,8,9-HxCDF	86.9	29 - 147		
1,2,3,7,8,9-HxCDF	ND	0.00000140			13C-1,2,3,4,6,7,8-HpCDF	85.5	28 - 143		
1,2,3,4,6,7,8-HpCDF	ND	0.00000208			13C-1,2,3,4,7,8,9-HpCDF	91.1	26 - 138		
1,2,3,4,7,8,9-HpCDF	ND	0.00000199			13C-OCDF	82.0	17 - 157		
OCDF	ND	0.00000225			CRS 37Cl-2,3,7,8-TCDD	88.9	35 - 197		
Totals					Footnotes				
Total TCDD	ND	0.000000567			a. Sample specific estimated detection limit.				
Total PeCDD	ND	0.000000789			b. Estimated maximum possible concentration.				
Total HxCDD	ND	0.00000100			c. Method detection limit.				
Total HpCDD	ND	0.00000168			d. Lower control limit - upper control limit.				
Total TCDF	ND	0.000000781							
Total PeCDF	ND	0.000000746							
Total HxCDF	ND	0.00000112							
Total HpCDF	ND	0.00000204							

Analyst: JMH

Approved By: William J. Luksemburg 09-Oct-2007 13:04

OPR Results				EPA Method 1613			
Matrix:	Aqueous	QC Batch No.:	9453	Lab Sample:	0-OPR001		
Sample Size:	1.00 L	Date Extracted:	6-Oct-07	Date Analyzed DB-5:	8-Oct-07	Date Analyzed DB-225:	NA
Analyte	Spike Conc.	Conc. (ng/mL)	OPR Limits	Labeled Standard	%R	LCL-UCL	Qualifier
2,3,7,8-TCDD	10.0	9.21	6.7 - 15.8	IS 13C-2,3,7,8-TCDD	93.5	25 - 164	
1,2,3,7,8-PeCDD	50.0	49.5	35 - 71	13C-1,2,3,7,8-PeCDD	94.6	25 - 181	
1,2,3,4,7,8-HxCDD	50.0	50.1	35 - 82	13C-1,2,3,4,7,8-HxCDD	95.7	32 - 141	
1,2,3,6,7,8-HxCDD	50.0	48.2	38 - 67	13C-1,2,3,6,7,8-HxCDD	91.7	28 - 130	
1,2,3,7,8,9-HxCDD	50.0	48.0	32 - 81	13C-1,2,3,4,6,7,8-HpCDD	105	23 - 140	
1,2,3,4,6,7,8-HpCDD	50.0	49.8	35 - 70	13C-OCDD	102	17 - 157	
OCDD	100	99.0	78 - 144	13C-2,3,7,8-TCDF	92.5	24 - 169	
2,3,7,8-TCDF	10.0	9.46	7.5 - 15.8	13C-1,2,3,7,8-PeCDF	97.9	24 - 185	
1,2,3,7,8-PeCDF	50.0	47.2	40 - 67	13C-2,3,4,7,8-PeCDF	93.1	21 - 178	
2,3,4,7,8-PeCDF	50.0	48.3	34 - 80	13C-1,2,3,4,7,8-HxCDF	90.3	26 - 152	
1,2,3,4,7,8-HxCDF	50.0	51.0	36 - 67	13C-1,2,3,6,7,8-HxCDF	87.1	26 - 123	
1,2,3,6,7,8-HxCDF	50.0	49.9	42 - 65	13C-2,3,4,6,7,8-HxCDF	89.5	28 - 136	
2,3,4,6,7,8-HxCDF	50.0	50.4	35 - 78	13C-1,2,3,7,8,9-HxCDF	89.9	29 - 147	
1,2,3,7,8,9-HxCDF	50.0	49.4	39 - 65	13C-1,2,3,4,6,7,8-HpCDF	91.5	28 - 143	
1,2,3,4,6,7,8-HpCDF	50.0	53.6	41 - 61	13C-1,2,3,4,7,8,9-HpCDF	104	26 - 138	
1,2,3,4,7,8,9-HpCDF	50.0	50.2	39 - 69	13C-OCDF	97.4	17 - 157	
OCDF	100	99.4	63 - 170	CRS 37Cl-2,3,7,8-TCDD	83.7	35 - 197	

Analyst: JMH

Approved By: William J. Luksemburg 09-Oct-2007 13:04

Sample ID: IQI2056-01					EPA Method 1613			
Client Data			Sample Data		Laboratory Data			
Name:	TestAmerica		Matrix:	Aqueous	Lab Sample:	29587-001	Date Received:	25-Sep-07
Project:	IQI2056		Sample Size:	1.00 L	QC Batch No.:	9453	Date Extracted:	6-Oct-07
Date Collected:	22-Sep-07				Date Analyzed DB-5:	9-Oct-07	Date Analyzed DB-225:	NA
Time Collected:	1230							
Analyte	Conc. (ug/L)	DL ^a	EMPC ^b	Qualifiers	Labeled Standard	%R	LCL-UCL ^d	Qualifiers
2,3,7,8-TCDD	ND	0.00000861			IS 13C-2,3,7,8-TCDD	89.2	25 - 164	
1,2,3,7,8-PeCDD	ND	0.00000115			13C-1,2,3,7,8-PeCDD	92.0	25 - 181	
1,2,3,4,7,8-HxCDD	ND	0.00000410			13C-1,2,3,4,7,8-HxCDD	79.8	32 - 141	
1,2,3,6,7,8-HxCDD	ND	0.00000166			13C-1,2,3,6,7,8-HxCDD	79.5	28 - 130	
1,2,3,7,8,9-HxCDD	ND	0.00000161			13C-1,2,3,4,6,7,8-HpCDD	78.1	23 - 140	
1,2,3,4,6,7,8-HpCDD	ND	0.00000382			13C-OCDD	67.9	17 - 157	
OCDD	0.0000540			B	13C-2,3,7,8-TCDF	89.3	24 - 169	
2,3,7,8-TCDF	ND	0.00000121			13C-1,2,3,7,8-PeCDF	93.4	24 - 185	
1,2,3,7,8-PeCDF	ND	0.00000121			13C-2,3,4,7,8-PeCDF	91.2	21 - 178	
2,3,4,7,8-PeCDF	ND	0.00000125			13C-1,2,3,4,7,8-HxCDF	72.3	26 - 152	
1,2,3,4,7,8-HxCDF	ND	0.00000168			13C-1,2,3,6,7,8-HxCDF	69.8	26 - 123	
1,2,3,6,7,8-HxCDF	ND	0.00000164			13C-2,3,4,6,7,8-HxCDF	67.8	28 - 136	
2,3,4,6,7,8-HxCDF	ND	0.00000195			13C-1,2,3,7,8,9-HxCDF	69.1	29 - 147	
1,2,3,7,8,9-HxCDF	ND	0.00000262			13C-1,2,3,4,6,7,8-HpCDF	67.1	28 - 143	
1,2,3,4,6,7,8-HpCDF	ND	0.00000347			13C-1,2,3,4,7,8,9-HpCDF	72.5	26 - 138	
1,2,3,4,7,8,9-HpCDF	ND	0.00000356			13C-OCDF	65.0	17 - 157	
OCDF	ND	0.00000494			CRS 37Cl-2,3,7,8-TCDD	94.3	35 - 197	
Totals					Footnotes			
Total TCDD	ND	0.00000861			a. Sample specific estimated detection limit.			
Total PeCDD	ND	0.00000115			b. Estimated maximum possible concentration.			
Total HxCDD	ND	0.00000246			c. Method detection limit.			
Total HpCDD	ND	0.00000382			d. Lower control limit - upper control limit.			
Total TCDF	ND	0.00000121						
Total PeCDF	ND	0.00000123						
Total HxCDF	ND	0.00000197						
Total HpCDF	ND	0.00000352						

Analyst: JMH

Approved By: William J. Luksemburg 09-Oct-2007 13:04

APPENDIX

DATA QUALIFIERS & ABBREVIATIONS

B	This compound was also detected in the method blank.
D	Dilution
P	The amount reported is the maximum possible concentration due to possible chlorinated diphenylether interference.
H	The signal-to-noise ratio is greater than 10:1.
I	Chemical Interference
J	The amount detected is below the Lower Calibration Limit of the instrument.
*	See Cover Letter
Conc.	Concentration
DL	Sample-specific estimated detection limit
MDL	The minimum concentration of a substance that can be measured and reported with 99% confidence that the analyte concentration is greater than zero in the matrix tested.
EMPC	Estimated Maximum Possible Concentration
NA	Not applicable
RL	Reporting Limit – concentrations that correspond to low calibration point
ND	Not Detected
TEQ	Toxic Equivalency

Unless otherwise noted, solid sample results are reported in dry weight. Tissue samples are reported in wet weight.

CERTIFICATIONS

Accrediting Authority	Certificate Number
State of Alaska, DEC	CA413-02
State of Arizona	AZ0639
State of Arkansas, DEQ	05-013-0
State of Arkansas, DOH	Reciprocity through CA
State of California – NELAP Primary AA	02102CA
State of Colorado	
State of Connecticut	PH-0182
State of Florida, DEP	E87777
Commonwealth of Kentucky	90063
State of Louisiana, Health and Hospitals	LA050001
State of Louisiana, DEQ	01977
State of Maine	CA0413
State of Michigan	81178087
State of Mississippi	Reciprocity through CA
Naval Facilities Engineering Service Center	
State of Nevada	CA413
State of New Jersey	CA003
State of New Mexico	Reciprocity through CA
State of New York, DOH	11411
State of North Carolina	06700
State of North Dakota, DOH	R-078
State of Oklahoma	D9919
State of Oregon	CA200001-002
State of Pennsylvania	68-00490
State of South Carolina	87002001
State of Tennessee	02996
State of Texas	TX247-2005A
U.S. Army Corps of Engineers	
State of Utah	9169330940
Commonwealth of Virginia	00013
State of Washington	C1285
State of Wisconsin	998036160
State of Wyoming	8TMS-Q

SUBCONTRACT ORDER

TestAmerica - Irvine, CA

IQI2056

29587 2.6°C

SENDING LABORATORY:

TestAmerica - Irvine, CA
17461 Derian Avenue, Suite 100
Irvine, CA 92614
Phone: (949) 261-1022
Fax: (949) 260-3297
Project Manager: Michele Chamberlin

RECEIVING LABORATORY:

Vista Analytical Laboratory- SUB
1104 Windfield Way
El Dorado Hills, CA 95762
Phone : (916) 673-1520
Fax: (916) 673-0106
Project Location: California
Receipt Temperature: 2.6 °C Ice: Y N

Analysis	Units	Due	Expires	Comments
Sample ID: IQI2056-01	Water			Temp=64.4, pH=7.02
1613-Dioxin-HR-Alta	ug/l	10/01/07	09/29/07 12:30	J flags, 17 congeners, no TEQ, ug/L, sub=Vista
<i>Containers Supplied:</i>				
1 L Amber (C)	1 L Amber (D)			

~~Released By~~ _____ 9-24-07/17:00
Date/Time

Bethina Benedict _____ 9/25/07 1157
Received By Date/Time

Released By _____ Date/Time _____

Received By _____ Date/Time _____

SAMPLE LOG-IN CHECKLIST



Vista Project #: 29587

TAT Unspecified

Samples Arrival:	Date/Time 9/25/07 0836	Initials: BSB	Location: WR-2
			Shelf/Rack: N/A
Logged In:	Date/Time 9/25/07 1205	Initials: BSB	Location: WR-2
			Shelf/Rack: B-4
Delivered By:	<input checked="" type="checkbox"/> FedEx	<input type="checkbox"/> UPS	<input type="checkbox"/> Cal
		<input type="checkbox"/> DHL	<input type="checkbox"/> Hand Delivered
	<input type="checkbox"/> Other		
Preservation:	<input checked="" type="checkbox"/> Ice	<input type="checkbox"/> Blue Ice	<input type="checkbox"/> Dry Ice
		<input type="checkbox"/> None	
Temp °C	2.6°C	Time:	0854
		Thermometer ID:	IR-1

	YES	NO	NA
Adequate Sample Volume Received?	<input checked="" type="checkbox"/>		
Holding Time Acceptable?	<input checked="" type="checkbox"/>		
Shipping Container(s) Intact?	<input checked="" type="checkbox"/>		
Shipping Custody Seals Intact?			<input checked="" type="checkbox"/>
Shipping Documentation Present?	<input checked="" type="checkbox"/>		
Airbill	<input checked="" type="checkbox"/>		
Trk #	7982 7102 0167		
Sample Container Intact?	<input checked="" type="checkbox"/>		
Sample Custody Seals Intact?			<input checked="" type="checkbox"/>
Chain of Custody / Sample Documentation Present?	<input checked="" type="checkbox"/>		
COC Anomaly/Sample Acceptance Form completed?		<input checked="" type="checkbox"/>	
If Chlorinated or Drinking Water Samples, Acceptable Preservation?			<input checked="" type="checkbox"/>
Na ₂ S ₂ O ₃ Preservation Documented?		<input type="checkbox"/> COC	<input checked="" type="checkbox"/> Sample Container
			<input checked="" type="checkbox"/> None
Shipping Container	<input type="checkbox"/> Vista	<input checked="" type="checkbox"/> Client	<input type="checkbox"/> Retain
			<input checked="" type="checkbox"/> Return
			<input type="checkbox"/> Dispose

Comments:

SUBCONTRACT ORDER

TestAmerica - Irvine, CA

IQI2056

7092406

SENDING LABORATORY:


TestAmerica - Irvine, CA
17461 Derian Avenue, Suite 100
Irvine, CA 92614
Phone: (949) 261-1022
Fax: (949) 260-3297
Project Manager: Michele Chamberlin

RECEIVING LABORATORY:

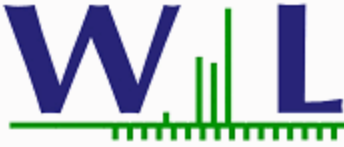
Weck Laboratories, Inc-SUB
14859 E. Clark Avenue
City of Industry, CA 91745
Phone :(626) 336-2139
Fax: (626) 336-2634
Project Location: California
Receipt Temperature: _____ °C Ice: Y / N

Analysis	Units	Due	Expires	Comments
Sample ID: IQI2056-01	Water			Sampled: 09/22/07 12:30 Temp=64.4, pH=7.02
Level 4 + EDD-OUT	N/A	10/01/07	10/20/07 12:30	Sub to Weck, transfer file EDD
Mercury - 245.1, Diss -OUT	mg/l	10/01/07	10/20/07 12:30	Weck, Boeing, J flags
Mercury - 245.1-OUT	mg/l	10/01/07	10/20/07 12:30	Weck, Boeing, permit, J flags, if result>ND, call TA
<i>Containers Supplied:</i>				
125 mL Poly w/HNO3 (L)	125 ml poly w/HNO3 (M) @			

Released By _____ Date/Time _____
 Released By _____ Date/Time _____

900  9/29/07 900
 Received By _____ Date/Time _____
 Received By _____ Date/Time _____
 2-5

703



CERTIFICATE OF ANALYSIS

Client: TestAmerica, Inc. - Irvine
17461 Derian Ave, Suite 100
Irvine, CA 92614
Attention: Nicholas Marz

Report Date: 09/28/07 15:37
Received Date: 09/24/07 09:00
Turn Around: Normal

Phone: (949) 261-1022
Fax: (949) 260-3297

Work Order #: 7092406
Client Project: IQI2056

NELAP #04229CA ELAP#1132 NEVADA #CA211 HAWAII LACSD #10143

The results in this report apply to the samples analyzed in accordance with the Chain of Custody document. Weck Laboratories, Inc. certifies that the test results meet all NELAC requirements unless noted in the case narrative. This analytical report is confidential and is only intended for the use of Weck Laboratories, Inc. and its client. This report contains the Chain of Custody document, which is an integral part of it, and can only be reproduced in full with the authorization of Weck Laboratories, Inc.

Dear Nicholas Marz :

Enclosed are the results of analyses for samples received 09/24/07 09:00 with the Chain of Custody document. The samples were received in good condition. The samples were received at 2.3 °C and on ice. All analysis met the method criteria except as noted below or in the report with data qualifiers.

Reviewed by:

Kim G Tu

Project Manager





Weck Laboratories, Inc.
14859 E. Clark Ave.
Industry, CA 91745
Phone 626.336.2139 Fax 626.336.2634

TestAmerica, Inc. - Irvine
17461 Derian Ave, Suite 100
Irvine CA, 92614

Report ID: 7092406
Project ID: IQI2056

Date Received: 09/24/07 09:00
Date Reported: 09/28/07 15:37

ANALYTICAL REPORT FOR SAMPLES

Sample ID	Sampled by:	Sample Comments	Laboratory	Matrix	Date Sampled
IQI2056-01	Client		7092406-01	Water	09/22/07 12:30



Weck Laboratories, Inc.
 14859 E. Clark Ave.
 Industry, CA 91745
 Phone 626.336.2139 Fax 626.336.2634

TestAmerica, Inc. - Irvine
 17461 Derian Ave, Suite 100
 Irvine CA, 92614

Report ID: 7092406
 Project ID: IQI2056

Date Received: 09/24/07 09:00
 Date Reported: 09/28/07 15:37

IQI2056-01 7092406-01 (Water)

Date Sampled: 09/22/07 12:30

Metals by EPA 200 Series Methods

Analyte	Result	MDL	Units	Reporting Limit	Dilution Factor	Method	Batch Number	Date Prepared	Date Analyzed	Data Qualifiers
Mercury, Dissolved	ND	0.025	ug/l	0.10	1	EPA 245.1	W7I1160	09/27/07	09/27/07	jlp
Mercury, Total	0.027	0.025	ug/l	0.10	1	EPA 245.1	W7I1160	09/27/07	09/27/07	jlp J



Weck Laboratories, Inc.
14859 E. Clark Ave.
Industry, CA 91745
Phone 626.336.2139 Fax 626.336.2634

TestAmerica, Inc. - Irvine
17461 Derian Ave, Suite 100
Irvine CA, 92614

Report ID: 7092406
Project ID: IQI2056

Date Received: 09/24/07 09:00
Date Reported: 09/28/07 15:37

QUALITY CONTROL SECTION



Weck Laboratories, Inc.
 14859 E. Clark Ave.
 Industry, CA 91745
 Phone 626.336.2139 Fax 626.336.2634

TestAmerica, Inc. - Irvine
 17461 Derian Ave, Suite 100
 Irvine CA, 92614

Report ID: 7092406
 Project ID: IQI2056

Date Received: 09/24/07 09:00
 Date Reported: 09/28/07 15:37

Metals by EPA 200 Series Methods - Quality Control

%REC

Analyte	Result	Reporting Limit	Units	Spike Level	Source Result	%REC	%REC Limits	RPD	RPD Limit	Data Qualifiers
---------	--------	-----------------	-------	-------------	---------------	------	-------------	-----	-----------	-----------------

Batch W711160 - EPA 245.1

Blank (W711160-BLK1)

Analyzed: 09/27/07

Mercury, Total	ND	0.10	ug/l							
Mercury, Dissolved	ND	0.10	ug/l							

LCS (W711160-BS1)

Analyzed: 09/27/07

Mercury, Total	1.05	0.10	ug/l	1.00		105	85-115			
Mercury, Dissolved	1.05	0.10	ug/l	1.00		105	85-115			

Matrix Spike (W711160-MS1)

Source: 7092457-10

Analyzed: 09/27/07

Mercury, Total	1.07	0.10	ug/l	1.00	ND	107	70-130			
Mercury, Dissolved	1.07	0.10	ug/l	1.00	ND	107	70-130			

Matrix Spike (W711160-MS2)

Source: 7092457-11

Analyzed: 09/27/07

Mercury, Total	1.04	0.10	ug/l	1.00	ND	104	70-130			
Mercury, Dissolved	1.04	0.10	ug/l	1.00	ND	104	70-130			

Matrix Spike Dup (W711160-MSD1)

Source: 7092457-10

Analyzed: 09/27/07

Mercury, Total	1.05	0.10	ug/l	1.00	ND	105	70-130	2	20	
Mercury, Dissolved	1.05	0.10	ug/l	1.00	ND	105	70-130	2	20	

Matrix Spike Dup (W711160-MSD2)

Source: 7092457-11

Analyzed: 09/27/07

Mercury, Total	1.04	0.10	ug/l	1.00	ND	104	70-130	0	20	
Mercury, Dissolved	1.04	0.10	ug/l	1.00	ND	104	70-130	0	20	



Weck Laboratories, Inc.
14859 E. Clark Ave.
Industry, CA 91745
Phone 626.336.2139 Fax 626.336.2634

TestAmerica, Inc. - Irvine
17461 Derian Ave, Suite 100
Irvine CA, 92614

Report ID: 7092406
Project ID: IQI2056

Date Received: 09/24/07 09:00
Date Reported: 09/28/07 15:37

Notes and Definitions

J	Detected but below the Reporting Limit; therefore, result is an estimated concentration (CLP J-Flag).
ND	NOT DETECTED at or above the Reporting Limit. If J-value reported, then NOT DETECTED at or above the Method Detection Limit (MDL)
dry	Sample results reported on a dry weight basis
RPD	Relative Percent Difference
% Rec	Percent Recovery
Sub	Subcontracted analysis, original report available upon request
MDL	Method Detection Limit
MDA	Minimum Detectable Activity

Any remaining sample(s) will be disposed of one month from the final report date unless other arrangements are made in advance.

An Absence of Total Coliform meets the drinking water standards as established by the California Department of Health Services.

The Reporting Limit (RL) is referenced as the Laboratory's Practical Quantitation Limit (PQL) or the Detection Limit for Reporting Purposes (DLR).

All samples collected by Weck Laboratories have been sampled in accordance to laboratory SOP Number MIS002.