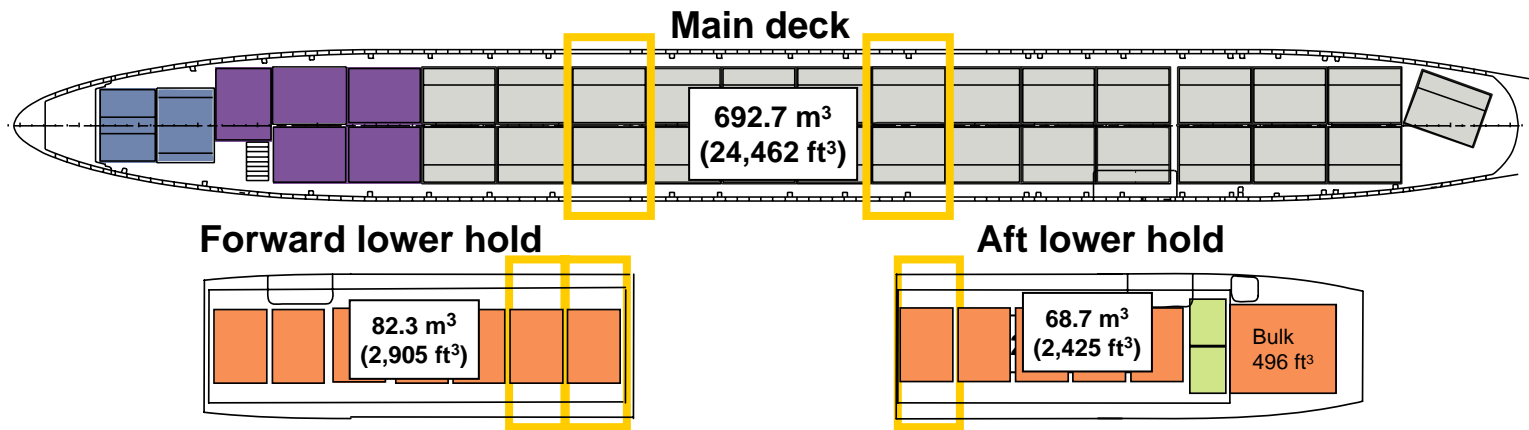



747-8F - 16% more volume than the 747-400F

747-8 Freighter
134 tonnes



**Additional pallets
and containers**


- (27) 96-in x 125-in x 10-ft contoured pallets [21.1 m³ (750 ft³)]
- (5) 96-in x 125-in x 8-ft contoured pallets [17.4 m³ (613 ft³)]
- (2) 96-in x 125-in x 8-ft contoured pallets [15.3 m³ + 17.2 m³ (540 ft³+ 607 ft³)]
- (12) 96-in x 125-in contoured pallets [11.8 m³ (415 ft³)]
- (2) LD-1 containers [5.0 m³ (175 ft³)]


* Includes bulk cargo

Total volume* = 858 m³ (30,288 ft³)

747-8F Main deck pallet arrangements

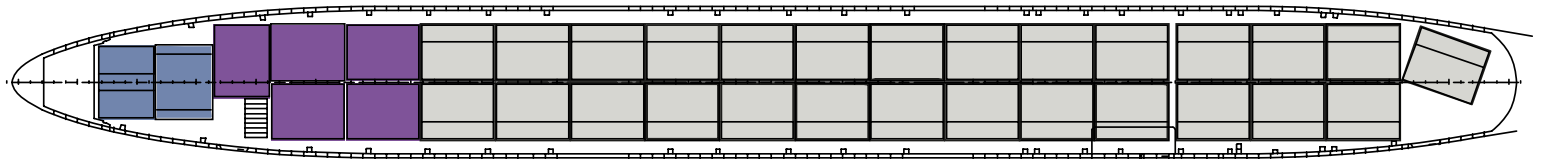
Main deck

 (2) 96-in x 125-in x 8-ft contoured pallets, $15.3 \text{ m}^3 + 17.2 \text{ m}^3$ (540 + 607 ft³) = 32.5 m^3 (1,147 ft³)

 (5) 96-in x 125-in x 8-ft pallets, 17.4 m^3 (613 ft³) = 86.8 m^3 (3,065 ft³)


 (27) 96-in x 125-in contoured pallets, 21.2 m^3 (750 ft³) = 573.4 m^3 (20,250 ft³)

Total 692.7 m^3 (24,462 ft³)



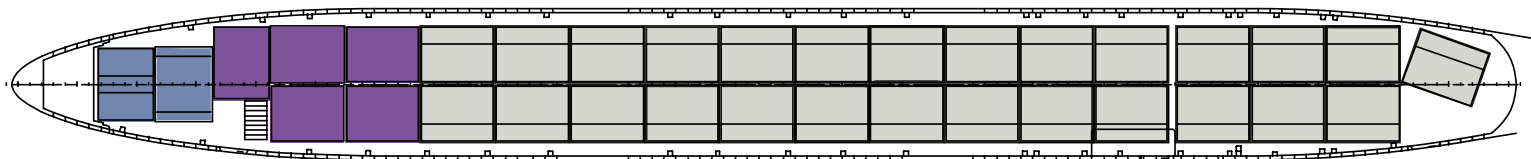
Main deck (alternate)

 (2) 88-in x 125-in x 8-ft contoured pallets, $14.0 \text{ m}^3 + 15.7 \text{ m}^3$ (493 + 554 ft³) = 29.6 m^3 (1,047 ft³)

 (5) 88-in x 125-in x 8-ft pallets, 15.9 m^3 (560 ft³) = 79.3 m^3 (2,800 ft³)

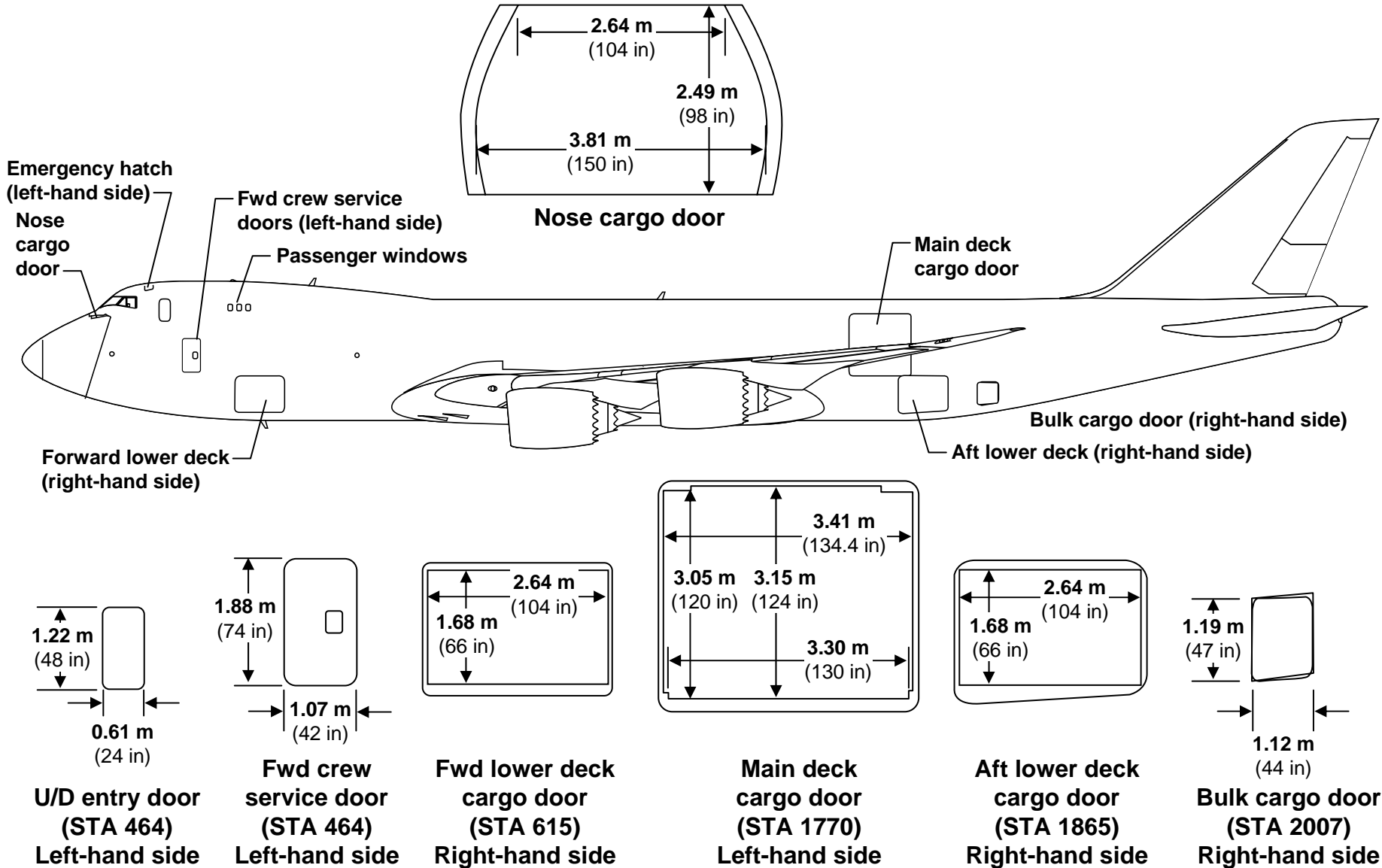
 (27) 88-in x 125-in contoured pallets, 19.3 m^3 (680 ft³) = 519.9 m^3 (18,360 ft³)

Total 628.8 m^3 (22,207 ft³)



Cargo door arrangement

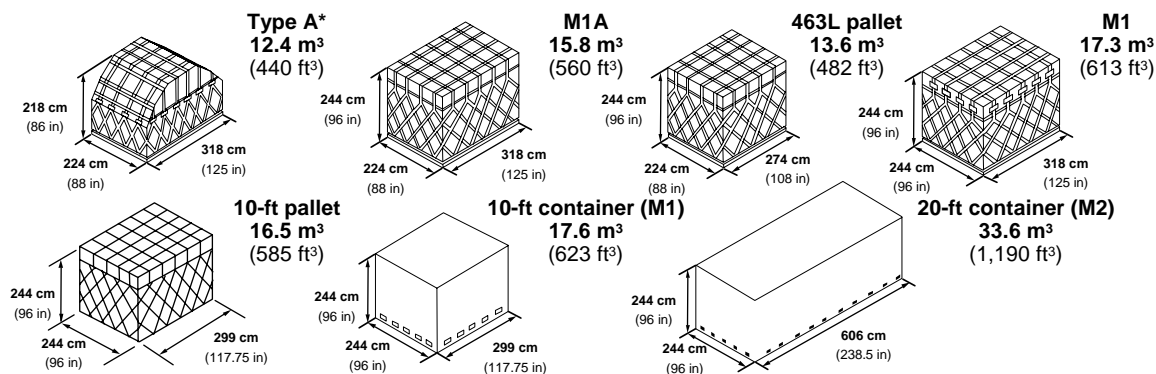
747-8



747 Freighter cargo door loading capability

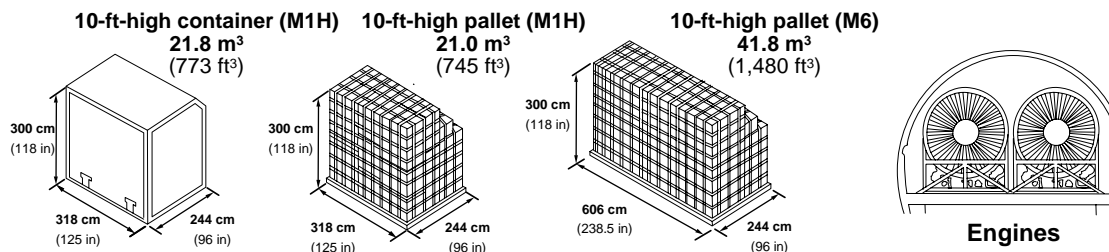
747-8

Main deck pallets and containers

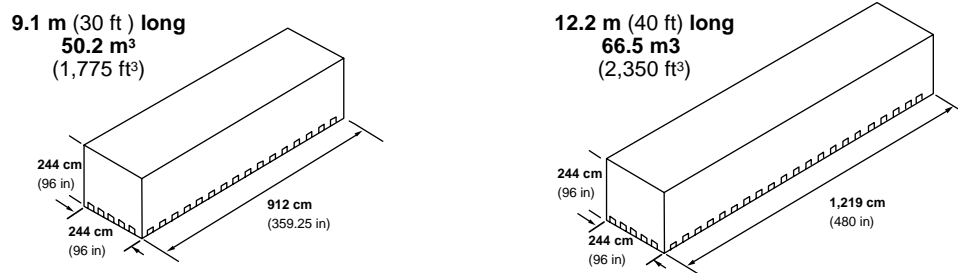


Either nose or side cargo door loading

Side cargo door loading only



Nose cargo door loading only



Volumes are based on SAE Aerospace Standard, AS 1825.

* Maximum height varies from 198 to 218 m (78 to 86 in), depending on airplane type (e.g., 707, 727, 757, DC-8).

Increased Supernumerary Comfort

747-8

6 crew seats and 2 bunks

