

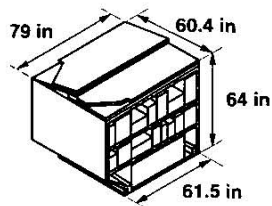
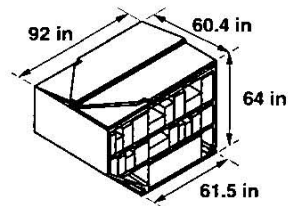
747 Lower Hold Capability

StartupBoeing

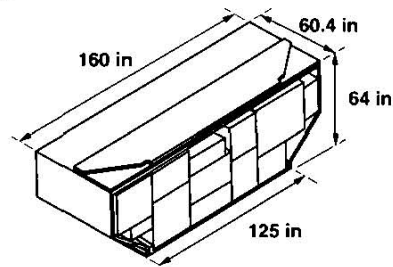
Containers and Pallets

Basic

3,500 lb MGW
175 ft³
(LD-1)

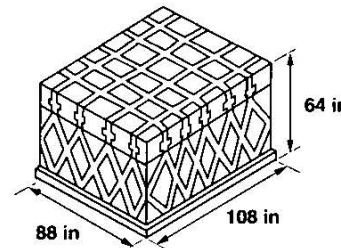


3,500 lb MGW
159 ft³
(LD-3)

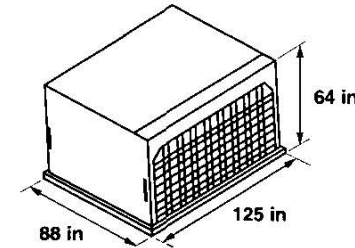


7,000 lb MGW*
322 ft³
(LD-6)

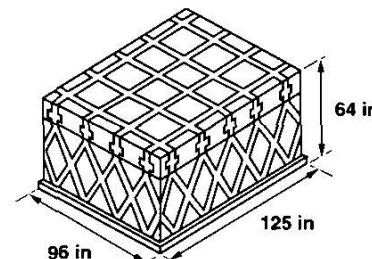
Optional (Additional hardware required)



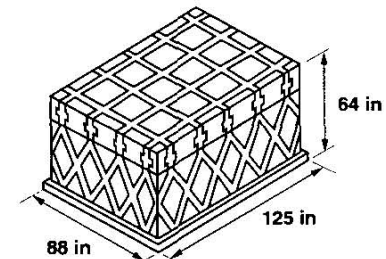
10,200 lb MGW*
320 ft³ (military)
327 ft³ (commercial)



10,200 lb MGW*
381 ft³
(LD-9)



11,100 lb MGW*
407 ft³



10,200 lb MGW*
372 ft³

* Maximum gross weights (MGW) shown are based on lower hold running load capability (116 lb/in), subject to overall airframe structural limits