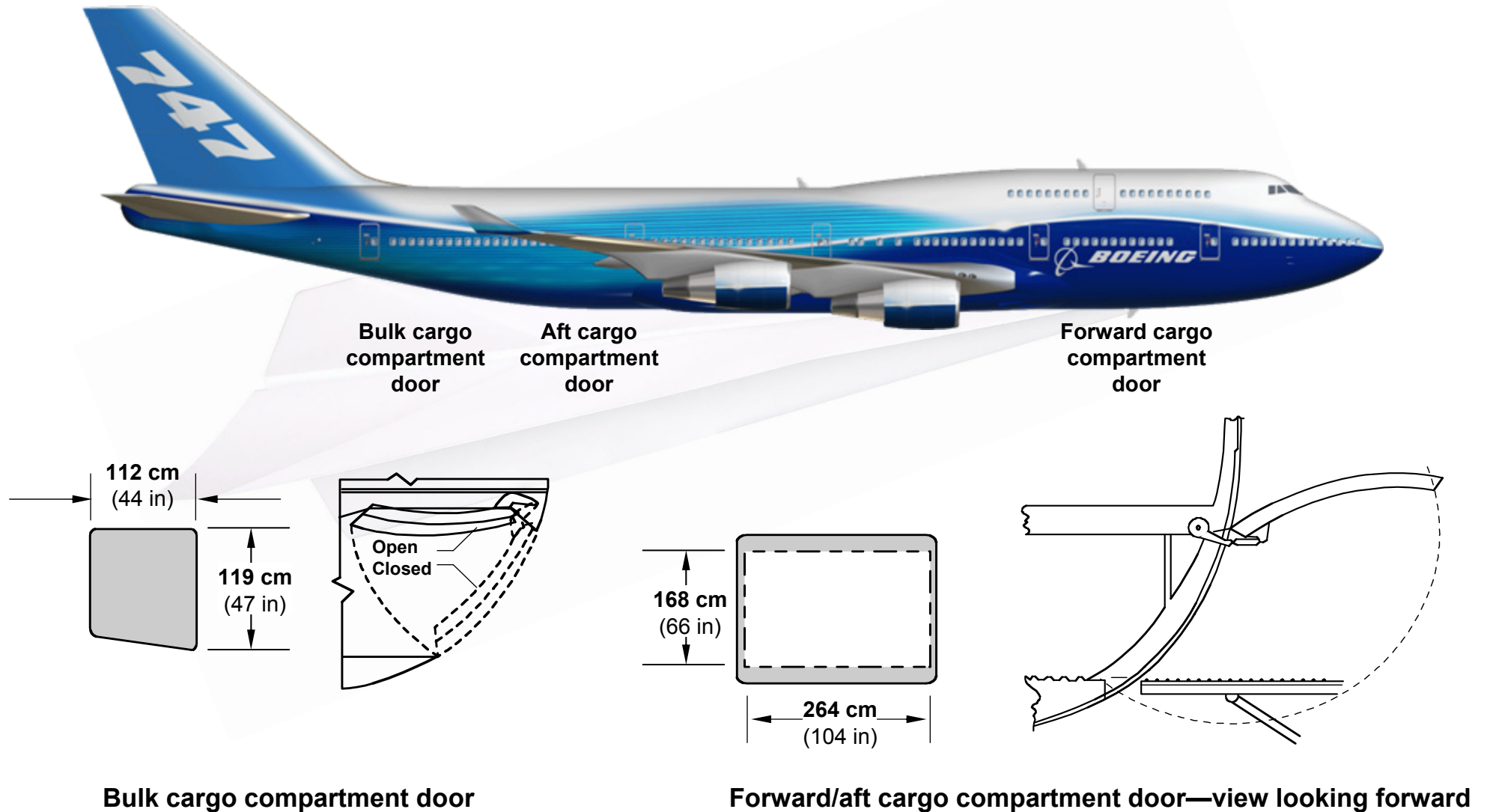


747-400/-400ER Lower hold cargo door arrangement

StartupBoeing



747-400 lower hold capability

StartupBoeing

| | | Lower hold compartment | | | |
|---------------------------|-----------------------------------|------------------------|--------------|------------|---------------|
| | | Forward | Aft | Bulk | Total |
| Basic | | | | | |
| All containers (16/14) | m ³ (ft ³) | 79.3 (2,800) | 69.4 (2,450) | 23.6 (835) | 172.3 (6,085) |
| Pallets/containers (5/14) | m ³ (ft ³) | 58.8 (2,075) | 69.4 (2,450) | 23.6 (835) | 151.8 (5,360) |
| All pallets (5/4) | m ³ (ft ³) | 58.8 (2,075) | 47.0 (1,660) | 23.6 (835) | 129.4 (4,570) |
| Optional aft lower hold | | | | | |
| Pallets/containers (5/16) | m ³ (ft ³) | 58.8 (2,075) | 79.3 (2,800) | 13.9 (490) | 151.9 (5,365) |

- LD-1 containers.
- 96- x 125-in pallets.

747-400ER lower hold capability

StartupBoeing

| | | | Compartment | | | |
|--|-----------------------------------|--|--------------|--------------|------------|---------------|
| | | | Forward | Aft | Bulk | Total |
| Basic (one auxiliary tank) | | | | | | |
| All containers (14/14) | m ³ (ft ³) | | 69.4 (2,450) | 69.4 (2,450) | 21.4 (755) | 160.1 (5,655) |
| Pallets/containers (4/14) | m ³ (ft ³) | | 47.0 (1,660) | 69.4 (2,450) | 21.4 (755) | 137.8 (4,865) |
| All pallets (4/4) | m ³ (ft ³) | | 47.0 (1,660) | 47.0 (1,660) | 21.4 (755) | 115.4 (4,075) |
| Optional fuel capacity (two auxiliary tanks) | | | | | | |
| All containers (12/14) | m ³ (ft ³) | | 49.0 (1,730) | 69.4 (2,450) | 21.4 (755) | 139.7 (4,935) |
| Pallets/containers (3/14) | m ³ (ft ³) | | 35.3 (1,245) | 69.4 (2,450) | 21.4 (755) | 126.0 (4,450) |
| All pallets (3/4) | m ³ (ft ³) | | 35.3 (1,245) | 47.0 (1,660) | 21.4 (755) | 103.6 (3,660) |
| Optional aft lower hold | | | | | | |
| Pallets/containers (4/16) | m ³ (ft ³) | | 47.0 (1,660) | 79.3 (2,800) | 11.6 (410) | 137.9 (4,870) |

- LD-1 containers.
- 96- x 125-in pallets.

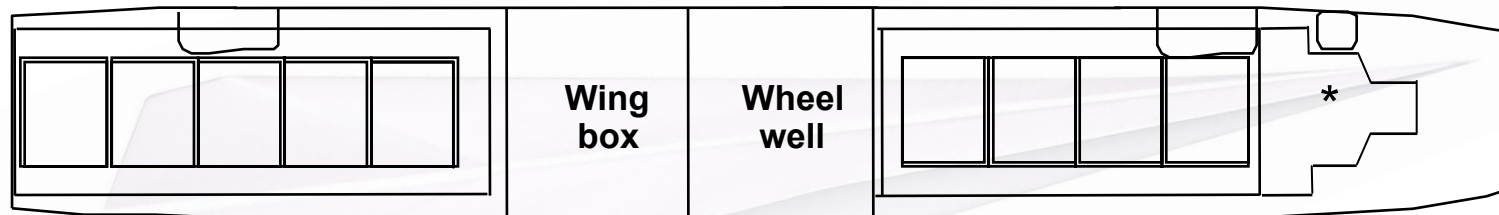
Lower hold cargo volume

StartupBoeing

747-400

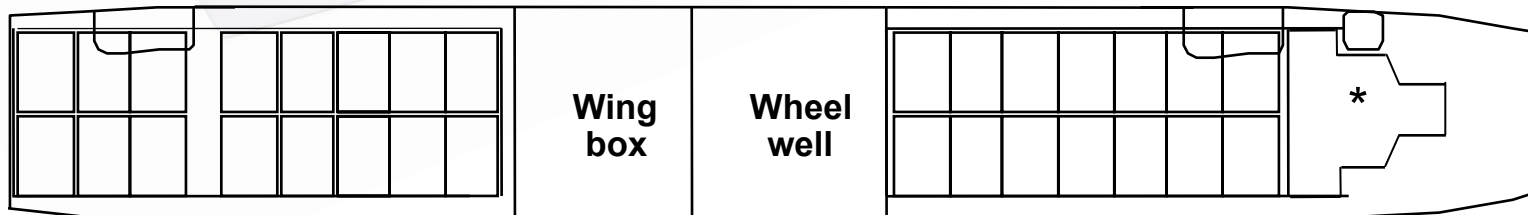
Forward lower hold

Aft lower hold



(5) 96-in x 125-in pallets
58.8 m³ (2,075 ft³)

(4) 96-in x 125-in pallets
47.0 m³ (1,660 ft³)



(16) LD-1/LD-3 containers
79.3 m³ (2,800 ft³)

(14) LD-1/LD-3 containers
69.4 m³ (2,450 ft³)

*Bulk cargo = 23.6 m³ (835 ft³) or 13.9 m³ (490 ft³) with 2 additional LD-1/LD-3 option.

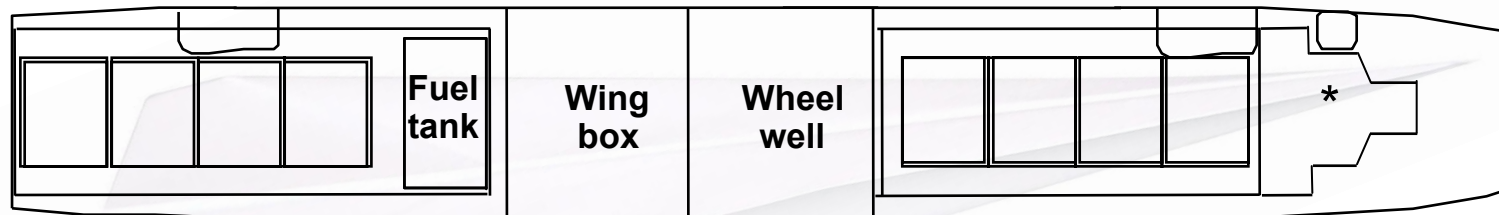
Lower hold cargo volume

StartupBoeing

747-400ER

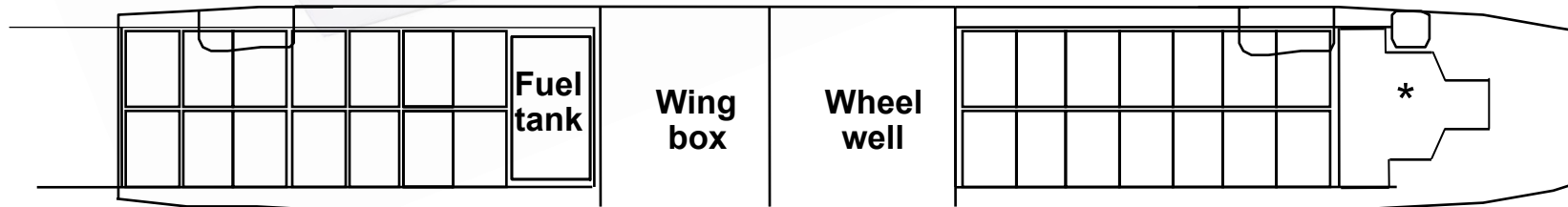
Forward lower hold

Aft lower hold



(4) 96-in x 125-in pallets
47.0 m³ (1,660 ft³)

(4) 96-in x 125-in pallets
47.0 m³ (1,660 ft³)



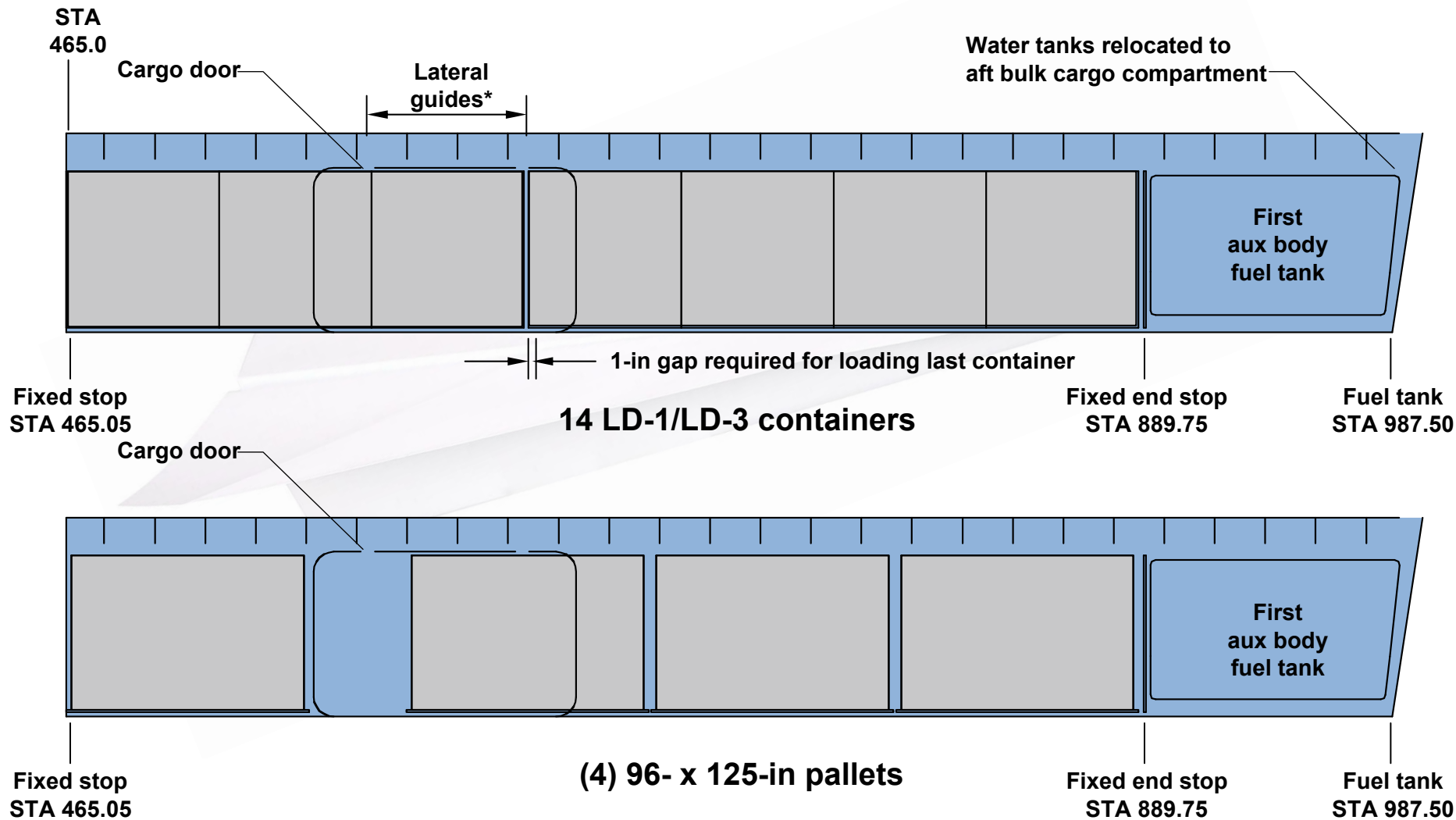
(14) LD-1/LD-3 containers
69.4 m³ (2,450 ft³)

(14) LD-1/LD-3 containers
69.4 m³ (2,450 ft³)

*Bulk cargo = 21.4 m³ (755 ft³) or 11.6 m³ (410 ft³) with 2 additional LD-1/LD-3 option.

747-400ER forward lower hold cargo arrangement with one body fuel tank

StartupBoeing



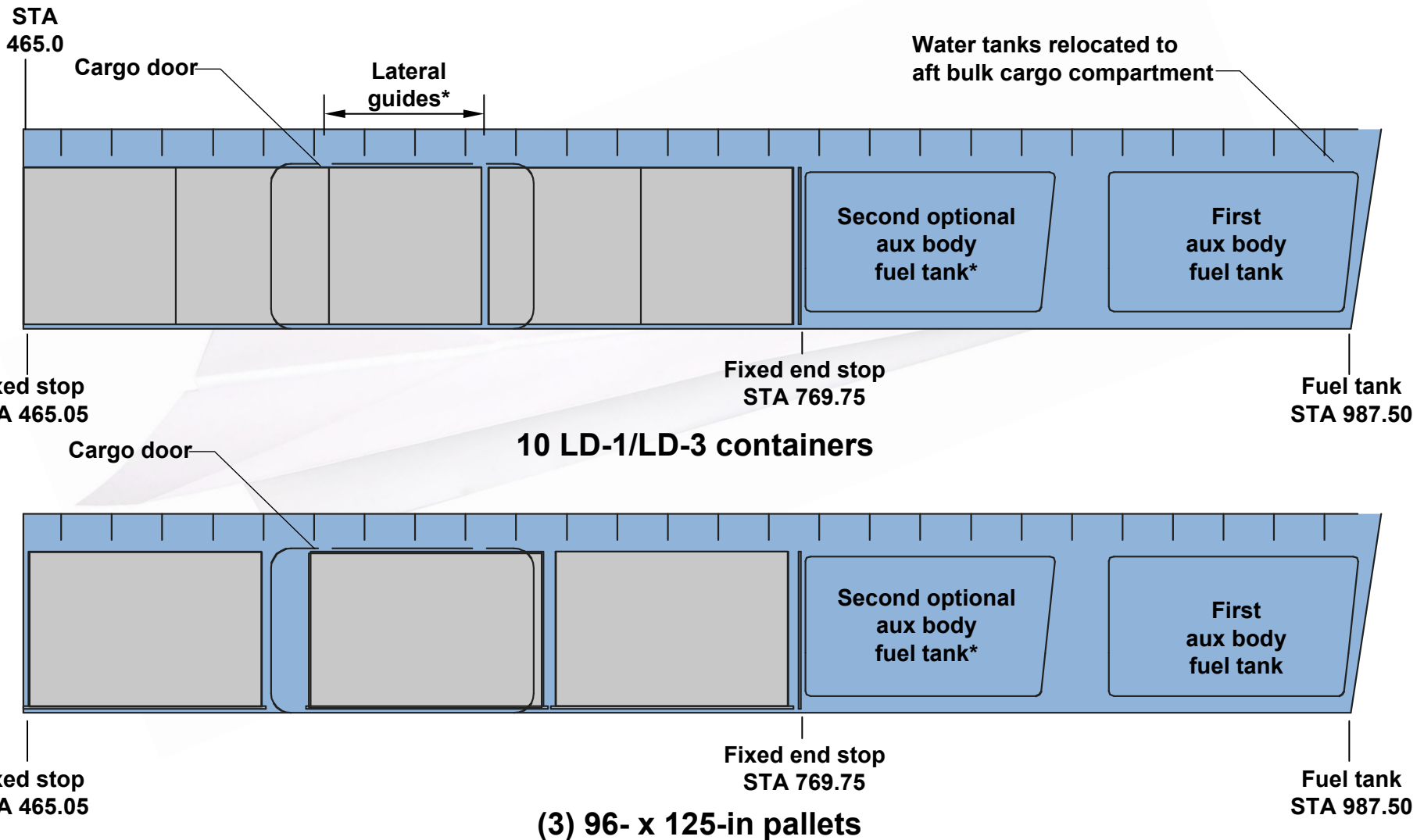
*Not typical loading for last container.

Copyright © 2010 Boeing. All rights reserved.
www.StartupBoeing.com

May 2010

747-400ER forward lower hold cargo arrangement with two body fuel tanks

StartupBoeing

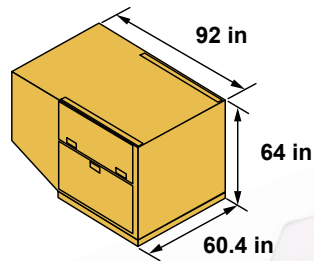


* Provisions basic.

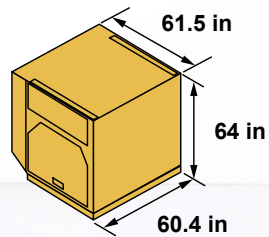
747-400/-400ER Lower hold capability

StartupBoeing

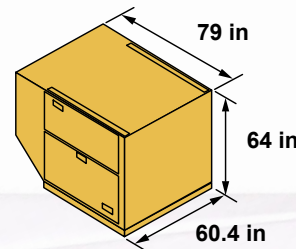
Containers and pallets



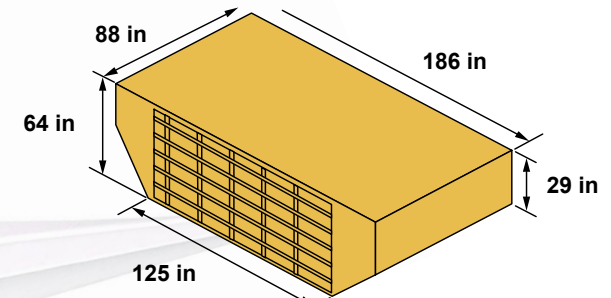
1,588-kg (3,500-lb)
4.9 m³ (175 ft³)
(LD-1)



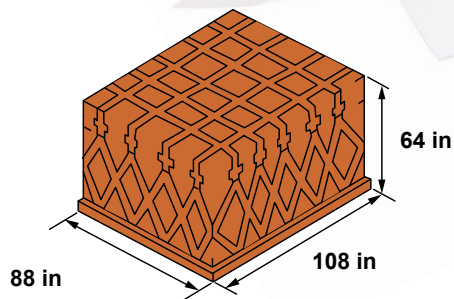
1,225-kg (2,700-lb)
3.5 m³ (125 ft³)
(LD-2)



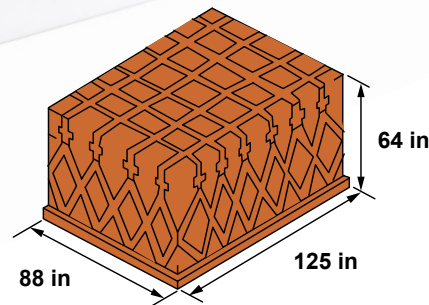
1,588-kg (3,500-lb)
4.5 m³ (160 ft³)
(LD-3)



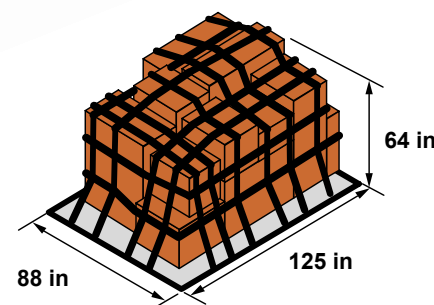
4,536-kg (10,000-lb)
14.6 m³ (516 ft³)
(LD-29)



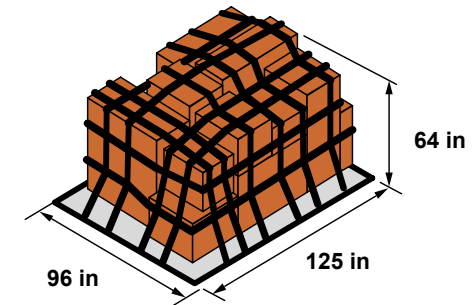
4,627-kg (10,200-lb)
9.0 m³ (320 ft³) (military)
9.2 m³ (327 ft³) (commercial)



4,627-kg (10,200-lb)
10.8 m³ (381 ft³)
(LD-7)



4,627-kg (10,200-lb)
10.5 m³ (372 ft³)
(pallet)



5,035-kg (11,100-lb)
11.7 m³ (415 ft³)
(pallet)